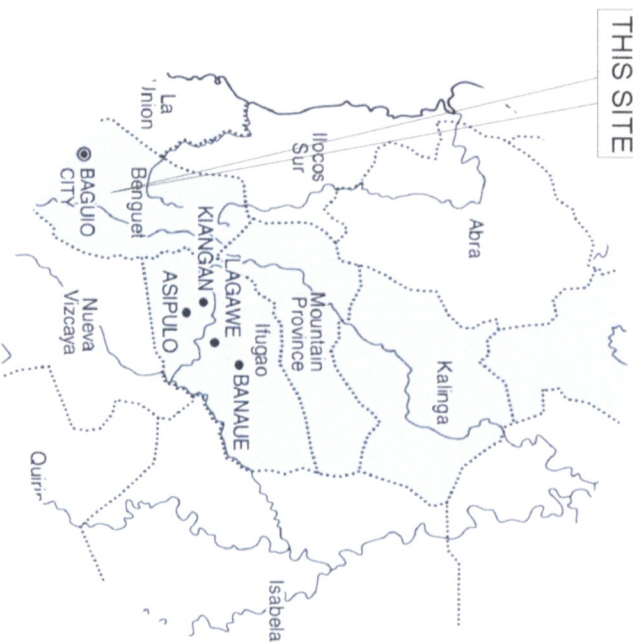


S I T E D E V E L O P M E N T P L A N




THIS SITE

L O C A T I O N M A P

P E R S P E C T I V E

| SHEET NO. |  | TABLE OF CONTENTS   |  | Republic of the Philippines<br>Department of Public Works & Highways<br>OFFICE OF THE BUILDING OFFICIAL |  |
|-----------|--|---|--|---|--|
|           |  | ARCHITECTURAL   |  | TUBA, BENGUET<br><br>District/City/Municipality   |  |
| A-1       |  | PERSPECTIVE<br>SITE DEVELOPMENT PLAN<br>VICINITY MAP<br>LOCATION MAP                          |  |   |  |
| A-2       |  | RENDERED PHOTOS   |  |   |  |
| A-3       |  | FLOOR PLAN  |  |   |  |
| A-4       |  | ROOF PLAN   |  | Land Use and Zoning   |  |
| A-5       |  | FRONT ELEVATION<br>REAR ELEVATION<br>RIGHT ELEVATION  |  |   |  |
| A-6       |  | LEFT ELEVATION<br>SECTION THRU A-A<br>SECTION THRU B-B  |  |   |  |
| A-7       |  | CEILING LAYOUT  |  |   |  |
| A-8       |  | OUTSIDE CEILING LAYOUT<br>TILE LAYOUT<br>BATHROOM DETAILS                                     |  | Line & Grade  |  |
| A-9       |  | DOORS AND WINDOWS SCHEDULE<br>KITCHEN CABINET DETAILS   |  |   |  |
|           |  | STRUCTURAL  |  |   |  |
| S-1       |  | STRUCTURAL NOTES  |  |   |  |
| S-2       |  | FOUNDATION PLAN<br>COLUMN FOOTING DETAILS<br>WALL FOOTING DETAILS                             |  | Architectural   |  |
| S-3       |  | BEAM FRAMING PLAN<br>BEAM DETAILS<br>BEAM SCHEDULE<br>SLAB DETAILS<br>CONCRETE GUTTER DETAILS |  |   |  |
| S-4       |  | ROOF FRAMING PLAN<br>TRUSS DETAILS  |  |   |  |
| S-5       |  | TRUSS DETAILS   |  |   |  |
| S-6       |  | PATHWALK DETAILS  |  | Structural  |  |
|           |  | PLUMBING  |  |   |  |
| P-1       |  | STORM DRAINAGE LAYOUT<br>DOWNSPOUT DETAILS<br>PIPE BRACKET SUPPORT                            |  |   |  |
| P-2       |  | STORM DRAINAGE ISOMETRIC  |  |   |  |
|           |  | ELECTRICAL  |  | Sanitary  |  |
| E-1       |  | ELECTRICAL NOTES AND SPECIFICATIONS   |  |   |  |
| E-2       |  | LIGHTING LAYOUT   |  |   |  |
| E-3       |  | POWER LAYOUT  |  |   |  |
| E-4       |  | NETWORK AND CATV LAYOUT   |  | Electrical  |  |
| E-5       |  | FIRE ALARM SYSTEM LAYOUT  |  |   |  |
| E-6       |  | RISER DIAGRAM<br>PANEL BOARD  |  |   |  |
| E-7       |  | FIRE ALARM SYSTEM RISER DIAGRAM<br>CATV RISER DIAGRAM<br>NETWORK RISER DIAGRAM                |  |   |  |
| E-8       |  | LOAD SCHEDULE   |  | Mechanical  |  |
|           |  |   |  |   |  |
|           |  |   |  |   |  |
|           |  |   |  |   |  |

| OWNER   |  | ENGINEER   |  | ENGINEER   |  | PROJECT TITLE  |  | SHEET CONTENT   |  |
|---|--|--|--|--|--|--|--|---|--|
| NATHANIEL T. SERVANDO, Ph.D.<br>ADMINISTRATOR |  | MA. ANJELICA Q. TOLEDO<br>(WCH, INFRA-UNIT MEIES,ETSD) |  | ROMEO M. PELAGIO<br>(CHIEF MEIES,ETSD)               |  | IMPROVEMENT/REHABILITATION OF<br>BAGUIO RADAR OFFICE BUILDING,<br>OFFICE QUARTER, AND POWERHOUSE |  | AS SHOWN  |  |
|   |  | LICENSE NO.<br>PTR NO.<br>VALID UNTIL<br>DATE ISSUED   |  | LICENSE NO.<br>PTR NO.<br>VALID UNTIL<br>DATE ISSUED |  | LOCATION:<br>MT. KABUYAO, POBLACION, TUBA, BENGUET   |  | ANJELICA Q. TOLEDO<br>CHECKED<br>BRIAN BUNGABONG<br>DATE: |  |
|   |  |  |  |  |  |  |  | SHEET NO.   |  |
|   |  |  |  |  |  |  |  | A/1   |  |
|   |  |  |  |  |  |  |  | ARCHITECTURA  |  |







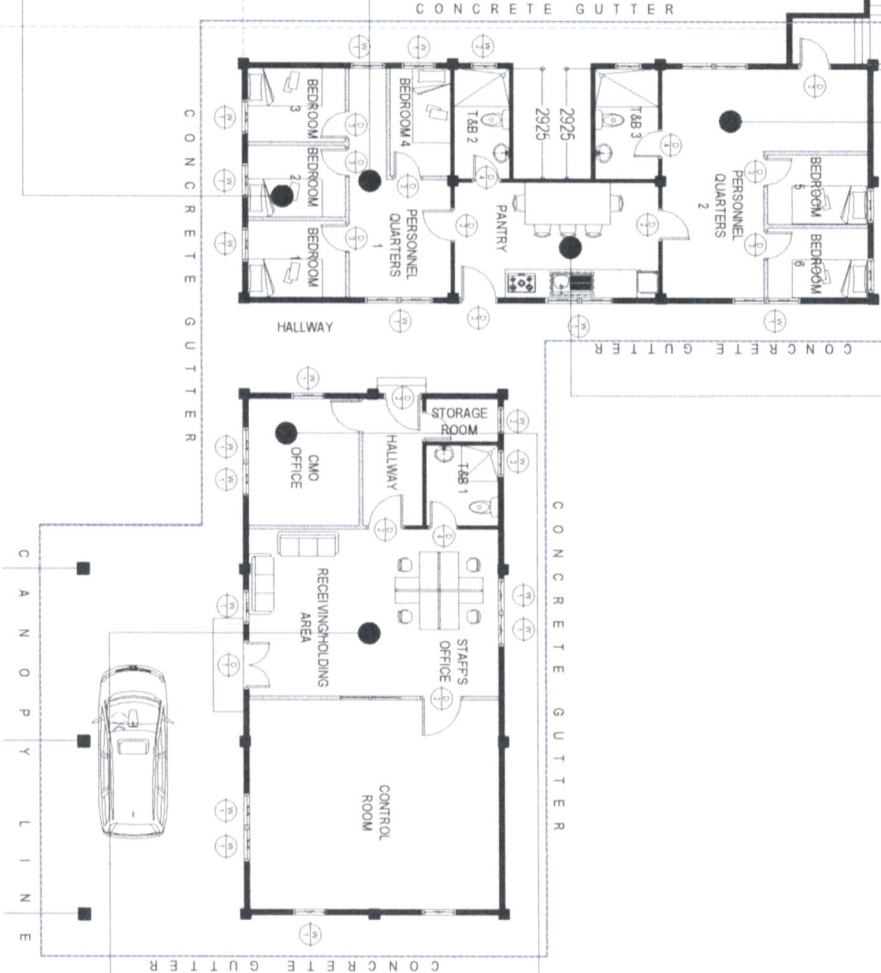
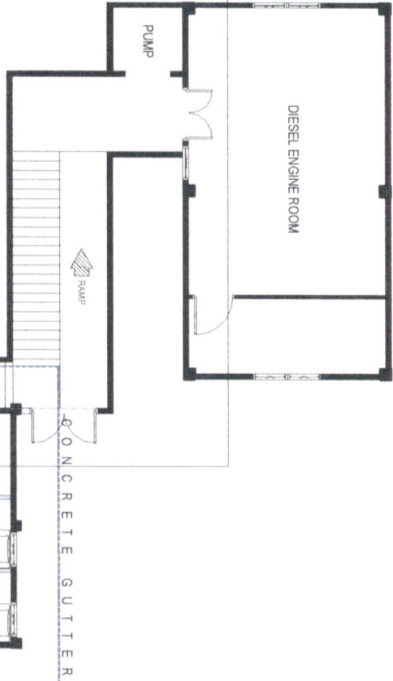
Q U A R T E R S



Q U A R T E R S



B E D R O O M



P A N T R Y A R E A



C M O ' S O F F I C E



O F F I C E A R E A

I M P R O V E M E N T W O R K S

|                     |   |  |   |  |                      |   |           |                             |           |
|---------------------|---|--|---|--|----------------------|---|-----------|-----------------------------|-----------|
|                     | OWNER   | ENGINEER   |   | PROJECT TITLE  | SHEET CONTENT        | DRAWN BY:   | REVISIONS |                             | SHEET NO. |
|                     | NATHANIEL T. SERVANDO, Ph.D.<br>ADMINISTRATOR | MA. ANJELICA G TOLEDO<br>(WFO, INFRAUNIT, MEIES, ETSO) | ROMEO M. PELAGIO<br>(CHIEF MEIES, ETSO) | IMPROVEMENT/REHABILITATION OF<br>BAGUIO RADAR OFFICE BUILDING,<br>OFFICE QUARTER, AND POWERHOUSE |                      | LOCATION:<br>MT. KABUYAO POBLACION, TUBA, BENGUET | AS SHOWN  | CHECKED:<br>BRIAN BUNGABONG |           |
| LICENSE NO. PTR NO. |   | VALID UNTIL DATE ISSUED                                | LICENSE NO. PTR NO.                     | VALID UNTIL DATE ISSUED  | A/2<br>ARCHITECTURAL |   |           |                             |           |




MASONRY/CONCRETE WALL

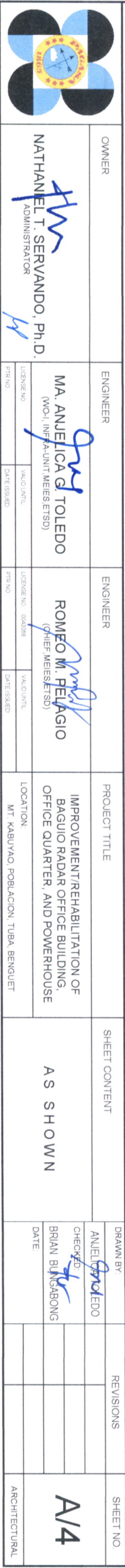
DRY WALL



**FLOOR PLAN**

SCALE: 1:200M

|   |   |             |   |                     |  |             |  |                                       |               |       |                 |  |           |                      |           |
|---|---|-------------|---|---------------------|--|-------------|--|---------------------------------------|---------------|-------|-----------------|--|-----------|----------------------|-----------|
|  | OWNER   |             | ENGINEER  |                     | ENGINEER                               |             | PROJECT TITLE  |                                       | SHEET CONTENT |       | DRAWN BY:       |  | REVISIONS |                      | SHEET NO. |
|   | NATHANIEL T. SERVANDO, Ph.D.<br>ADMINISTRATOR |             | MA. ANJELICA G. TOLEDO<br>(WO-1 INFRA-UNIT/MEES/ETSD) |                     | ROMEO M. PELAGIO<br>(CHIEF, MEES/ETSD) |             | IMPROVEMENT/REHABILITATION OF<br>BAGUIO RADAR OFFICE BUILDING,<br>OFFICE QUARTER, AND POWERHOUSE |                                       | AS SHOWN      |       | ANJELICA TOLEDO |  |           |                      |           |
|   |   |             |   |                     |  |             |  |                                       |               |       | CHECKED         |  |           |                      |           |
|   |   |             |   |                     |  |             |  |                                       |               |       | BRIAN BUNABONG  |  |           |                      |           |
| LICENSE NO.   |   | VALID UNTIL |   | LICENSE NO. 004-888 |  | VALID UNTIL |  | LOCATION:                             |               | DATE: |                 |  |           | A/3<br>ARCHITECTURAL |           |
| PTR NO.   |   | DATE ISSUED |   | PTR NO.             |  | DATE ISSUED |  | MT. KABUYAO, POBLACION, TUBA, BENGUET |               |       |                 |  |           |                      |           |



SHEET NO.

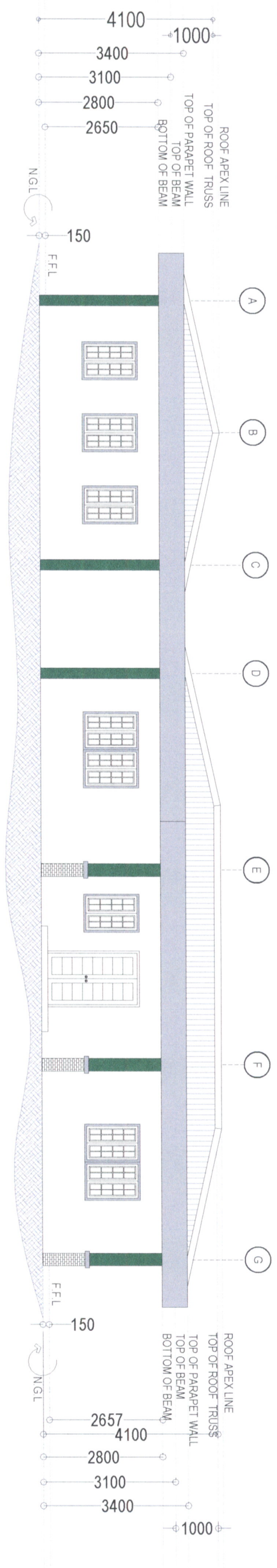
AS SHOWN

A/4

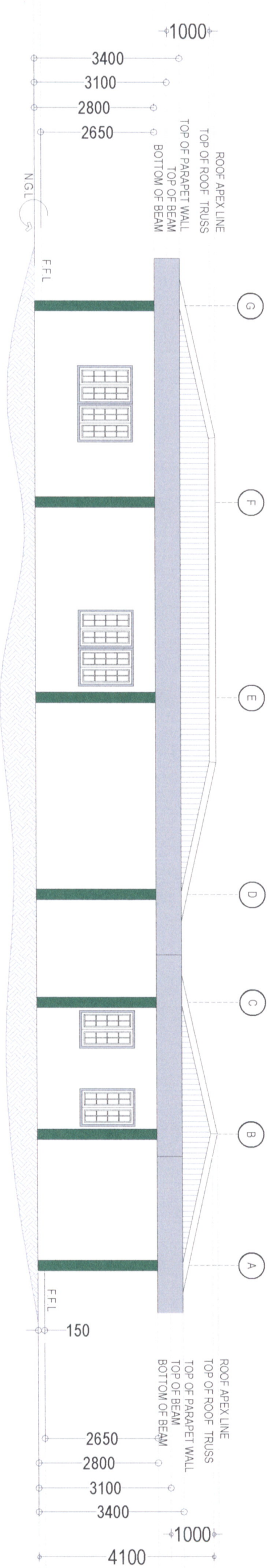


## ROOF PLAN

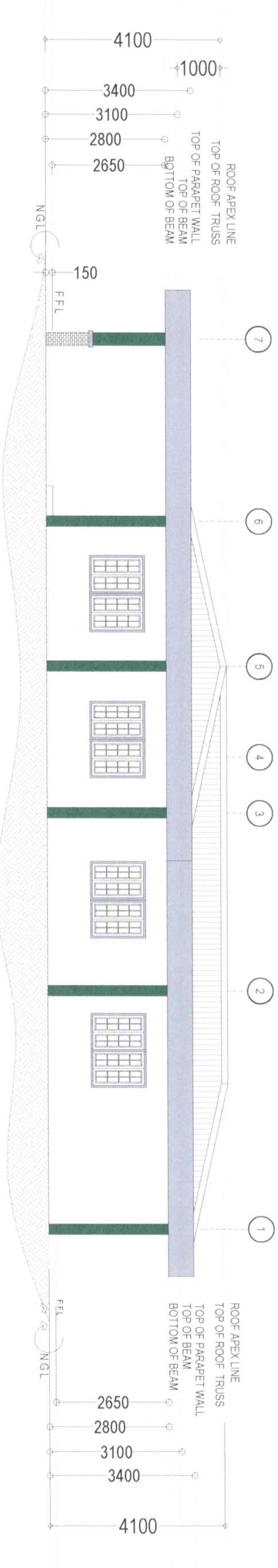





FRONT ELEVATION  
SCALE: 1:100



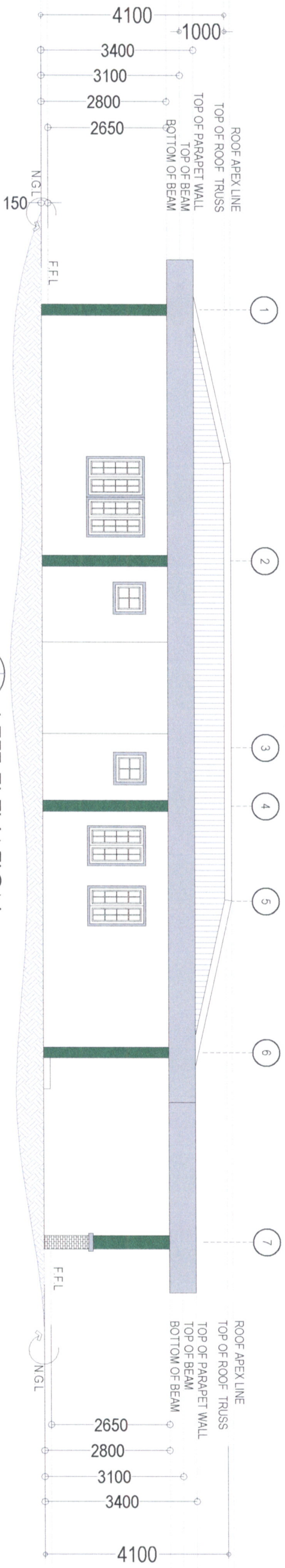
REAR ELEVATION  
SCALE: 1:100



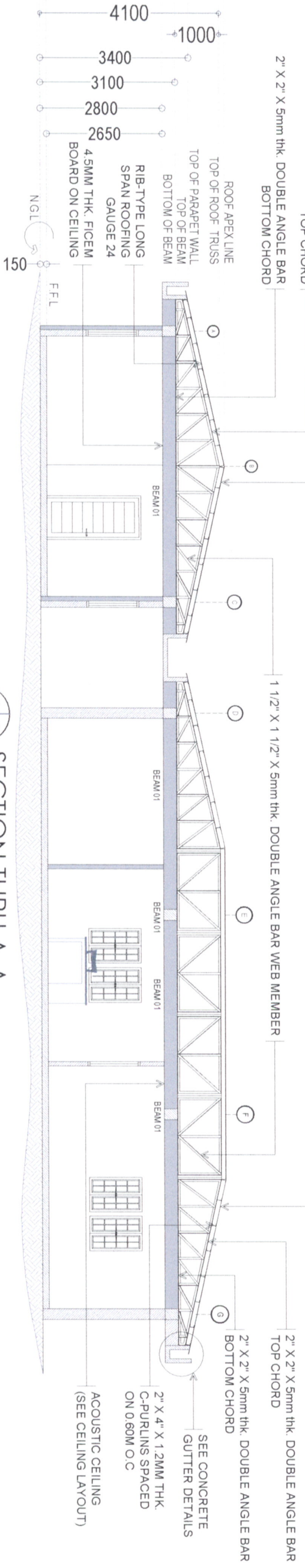
RIGHT ELEVATION  
SCALE: 1:100

|   |  |  |  |  |  |  |  |               |  |                    |  |                            |  |           |  |               |  |
|---|--|--|--|--|--|--|--|---------------|--|--------------------|--|----------------------------|--|-----------|--|---------------|--|
|  |  | OWNER  |  | ENGINEER   |  | ENGINEER   |  | PROJECT TITLE |  | SHEET CONTENT      |  | DRAWN BY                   |  | REVISIONS |  | SHEET NO.     |  |
| NATHANIEL T. SERVANDO, Ph.D.<br>ADMINISTRATOR                                     |  | MA. ANJELICA G. TOLEDO<br>(WOL, INFRA-UNIT MEES ETSD)        |  | ROMEO M. PELAGIO<br>(CHIEF MEES ETSD)            |  | IMPROVEMENT/REHABILITATION OF<br>BAGUIO RADAR OFFICE BUILDING,<br>OFFICE QUARTER, AND POWERHOUSE |  | AS SHOWN      |  | ANJELICA G. TOLEDO |  | CHECKED<br>BRIAN BUNAGBONG |  |           |  | A/5           |  |
| LICENSE NO.<br>PTR NO.<br>VALID UNTIL<br>DATE ISSUED                              |  | LICENSE NO. 0643288<br>PTR NO.<br>VALID UNTIL<br>DATE ISSUED |  | LOCATION:<br>MT. KABUYAO POBLACION TUBA, BENGUET |  |  |  |               |  |                    |  |                            |  |           |  | ARCHITECTURAL |  |

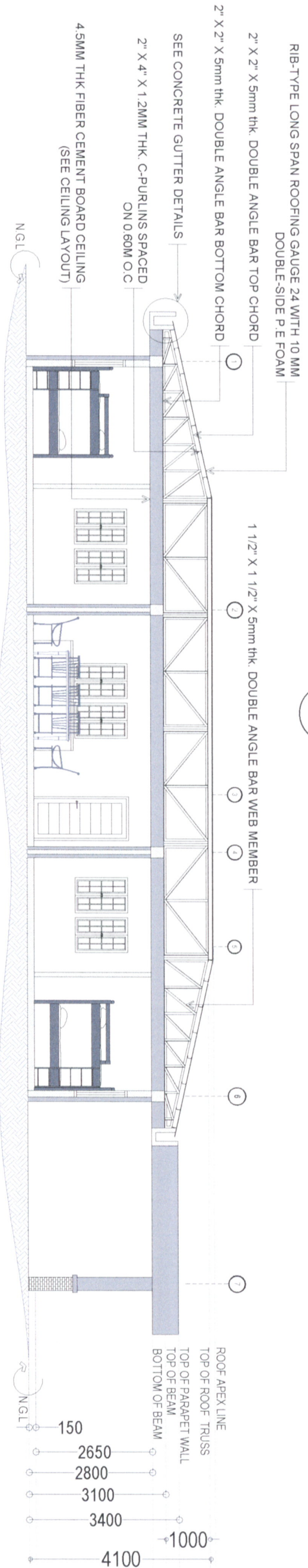




SECTION 5  
1  
LEFT ELEVATION  
SCALE: 1:100



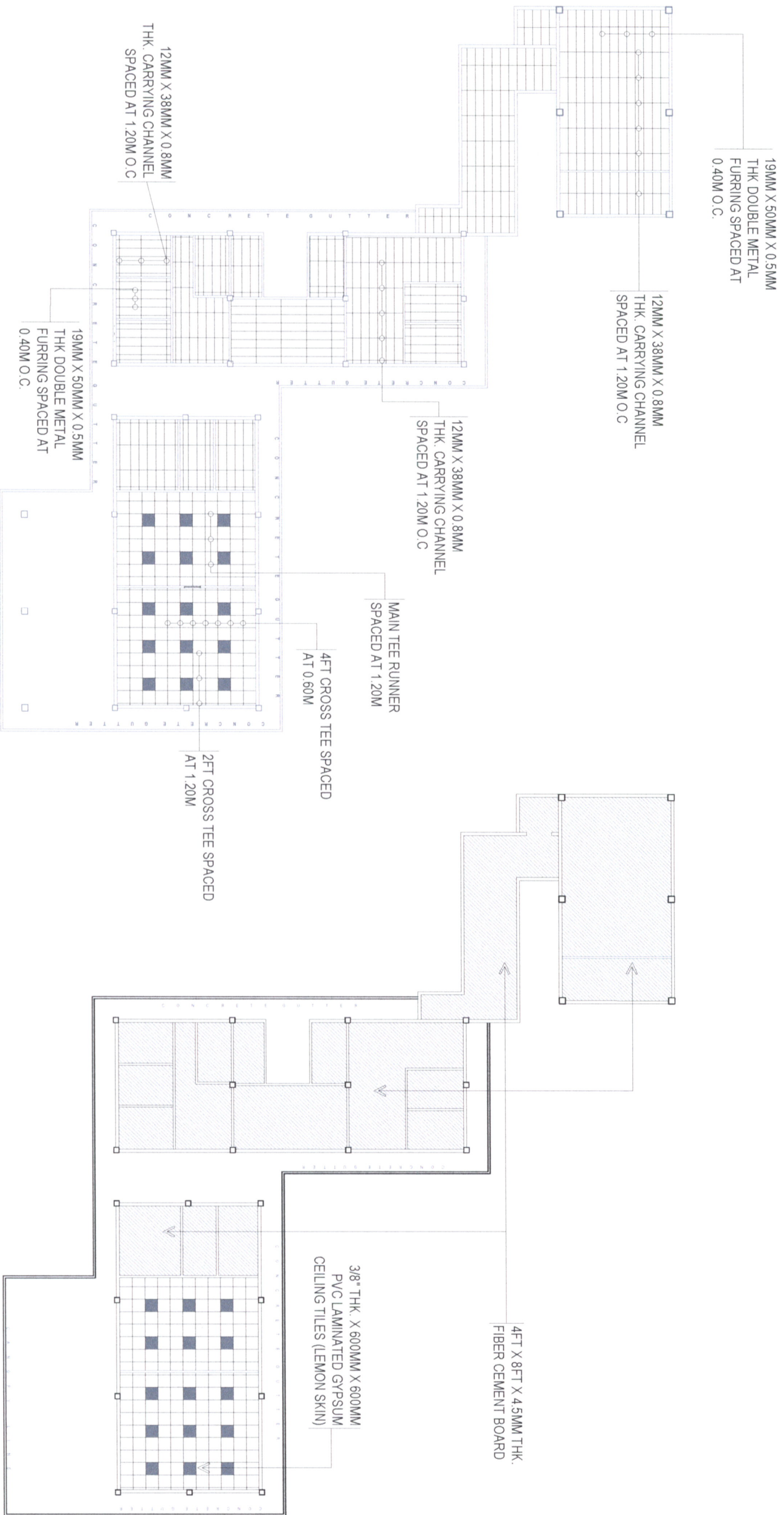
SECTION 5  
2  
SECTION THRU A-A  
SCALE: 1:100



SECTION 5  
3  
SECTION THRU B-B  
SCALE: 1:100

|   |  |  |  |                                       |  |  |  |               |  |                                      |  |           |  |               |  |
|---|--|--|--|---------------------------------------|--|--|--|---------------|--|--------------------------------------|--|-----------|--|---------------|--|
| OWNER   |  | ENGINEER   |  | ENGINEER                              |  | PROJECT TITLE  |  | SHEET CONTENT |  | DRAWN BY                             |  | REVISIONS |  | SHEET NO.     |  |
| NATHANIEL T. SERVANDO, Ph.D.<br>ADMINISTRATOR |  | MA. ANJELICA G. TOLEDO<br>(WOL) (FRA-UNIT MEES ETSD) |  | ROMEO M. PELAGIO<br>(CHIEF MEES ETSD) |  | IMPROVEMENT/REHABILITATION OF<br>BAGUIO RADAR OFFICE BUILDING,<br>OFFICE QUARTER, AND POWERHOUSE |  | AS SHOWN      |  | ANJELICA G. TOLEDO                   |  |           |  | A/6           |  |
| LICENSE NO.<br>PTR NO.<br>DATE ISSUED         |  | VALID UNTIL<br>DATE ISSUED                           |  | LICENSE NO.<br>PTR NO.<br>DATE ISSUED |  | LOCATION:<br>MT. KABUYAO POBLACION, TUBA, BENGUET  |  |               |  | CHECKED:<br>DATE:<br>BRIAN BONGABONG |  |           |  | ARCHITECTURAL |  |





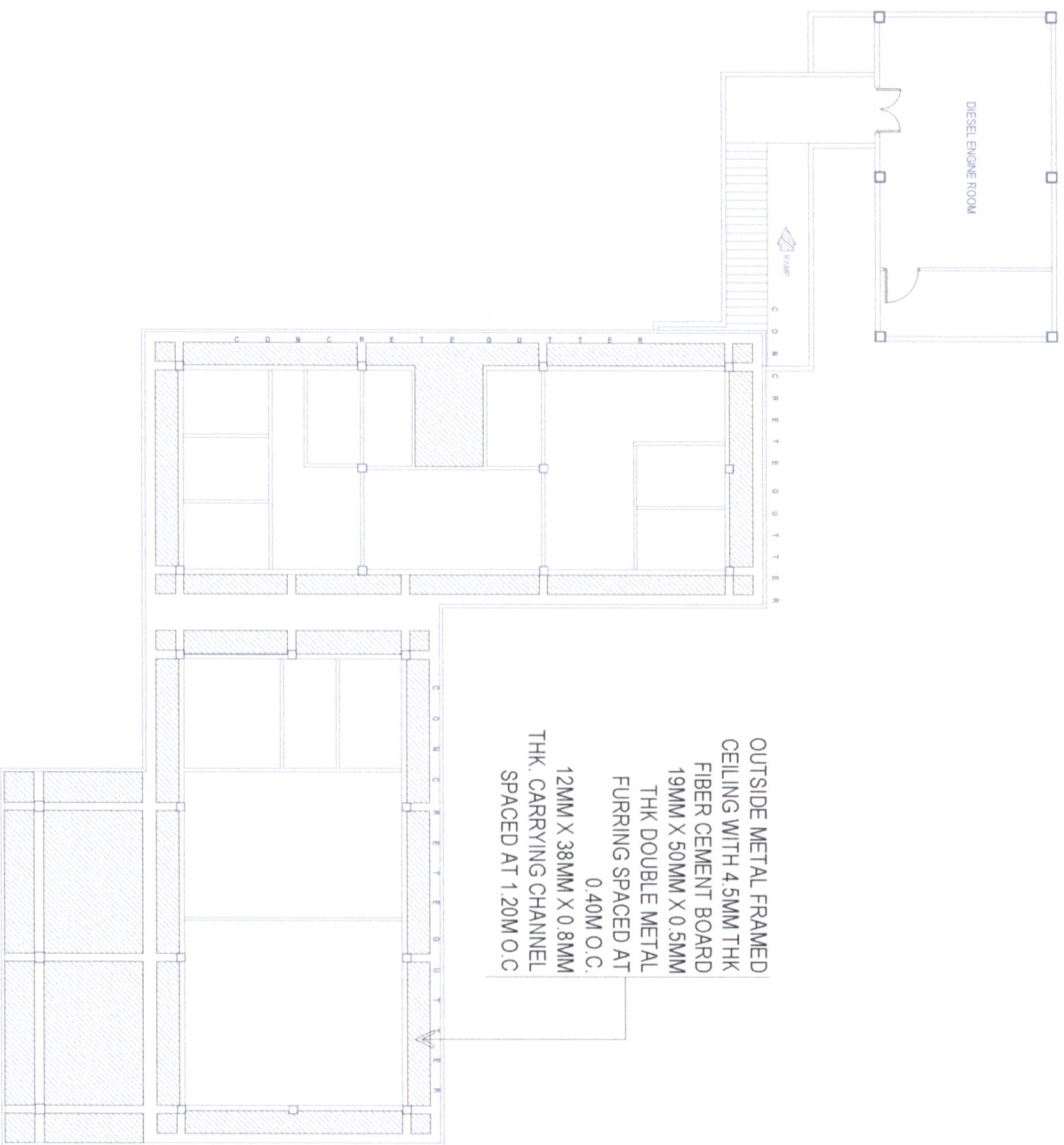
**CEILING LAYOUT**

SCALE: 1:200

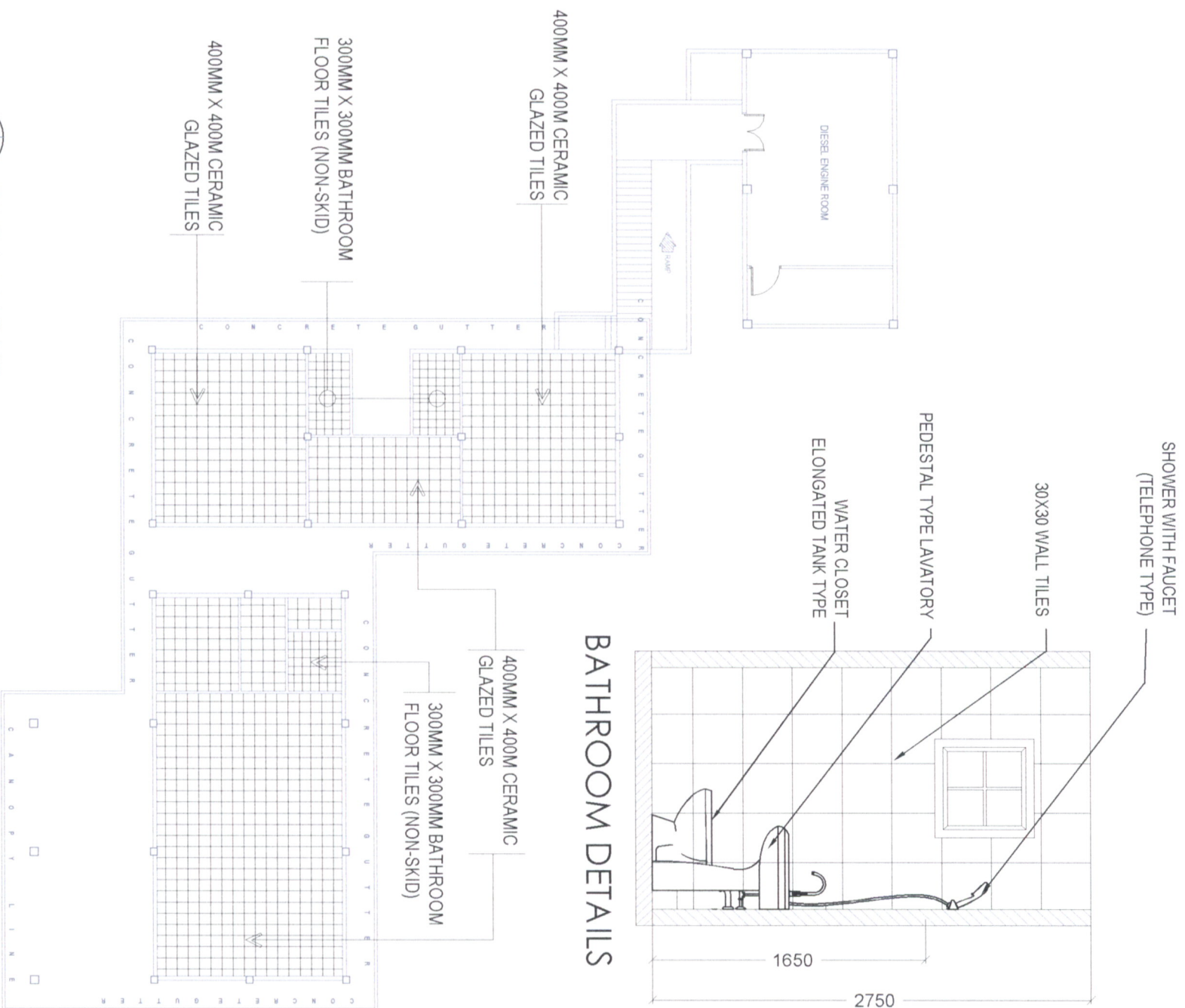
|   |  |  |  |  |  |  |  |   |  |   |  |           |  |               |  |
|---|--|--|--|--|--|--|--|---|--|---|--|-----------|--|---------------|--|
| OWNER   |  | ENGINEER   |  | ENGINEER                               |  | PROJECT TITLE  |  | SHEET CONTENT                                     |  | DRAWN BY  |  | REVISIONS |  | SHEET NO.     |  |
| NATHANIEL T. SERVANDO, Ph.D.<br>ADMINISTRATOR |  | MA. ANJELICA G. TOLEDO<br>(WOL INFRANUNIT MEES ETSD) |  | ROMEO M. PELLAGIO<br>(CHIEF MEES ETSD) |  | IMPROVEMENT/REHABILITATION OF<br>BAGUIO RADAR OFFICE BUILDING,<br>OFFICE QUARTER, AND POWERHOUSE |  | AS SHOWN  |  | ANJEL G. TOLEDO<br>CHECKED<br>BRIAN BINGABONG<br>DATE |  |           |  | A/7           |  |
| PTR NO.                                       |  | VALID UNTIL<br>DATE ISSUED                           |  | PTR NO.                                |  | VALID UNTIL<br>DATE ISSUED   |  | LOCATION:<br>MT. KABUYAO POBLACION, TUBA, BENGUET |  |   |  |           |  | ARCHITECTURAL |  |








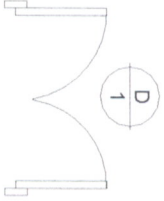
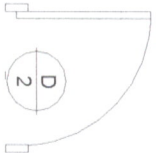
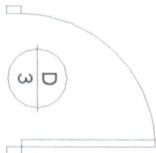
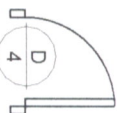
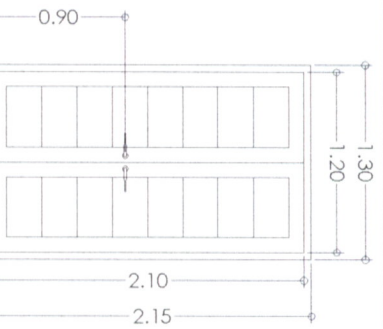
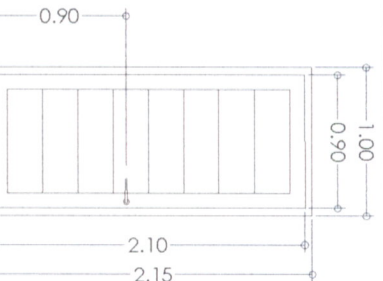
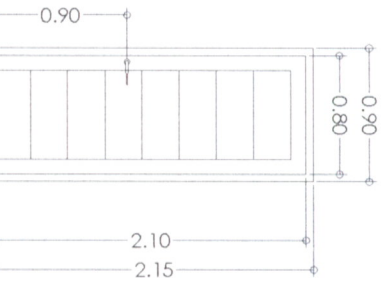
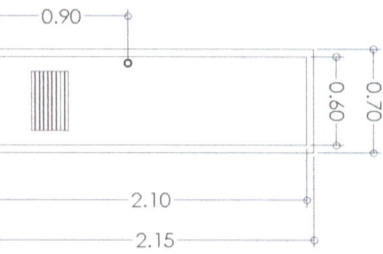
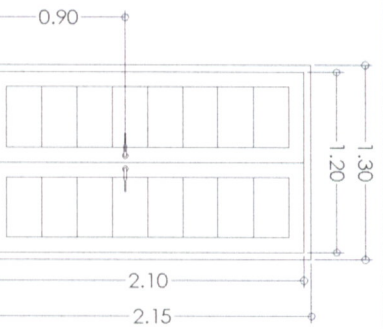
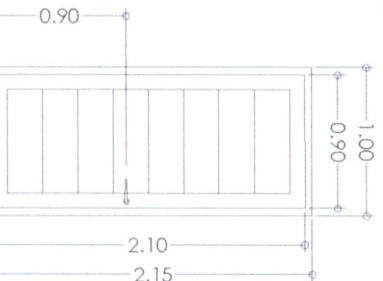
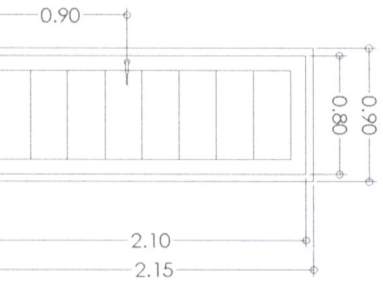
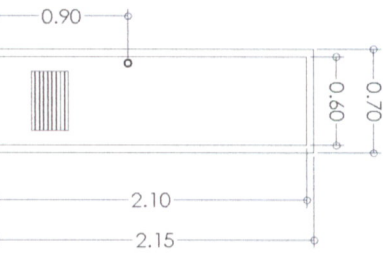
A 7  
1  
OUTSIDE CEILING LAYOUT  
SCALE: 1:200

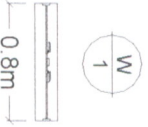
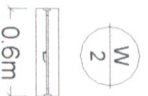
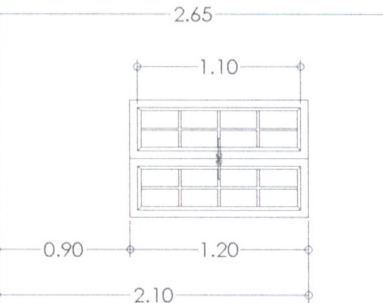
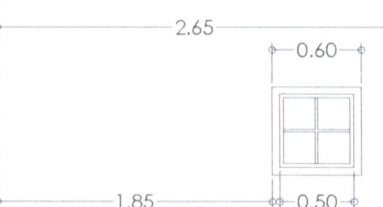
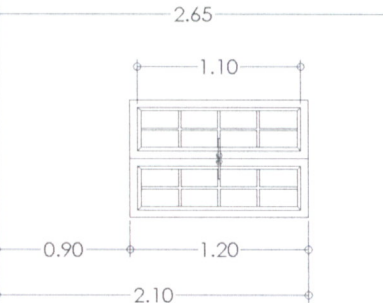
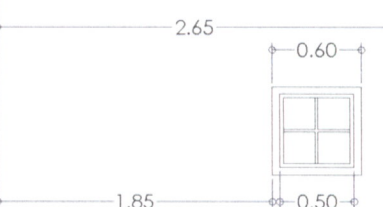


A 7  
2  
TILE LAYOUT  
SCALE: 1:200

|   |   |  |   |  |  |               |                            |          |           |  |           |
|---|---|--|---|--|--|---------------|----------------------------|----------|-----------|--|-----------|
|  | OWNER   | ENGINEER   |   | ENGINEER   |  | PROJECT TITLE | SHEET CONTENT              | DRAWN BY | REVISIONS |  | SHEET NO. |
|   | NATHANIEL T. SERVANDO, Ph.D.<br>ADMINISTRATOR | MA. ANJELICA G. TOLEDO<br>(WO-1, INFRA-UNIT, MEES, ETSD) | ROMEO M. PELAGIO<br>(CHIEF, MEES, ETSD) | IMPROVEMENT/REHABILITATION OF<br>BAGUIO RADAR OFFICE BUILDING,<br>OFFICE QUARTER, AND POWERHOUSE | LOCATION:<br>MT. KABUYAO, POBLACION, TUBA, BENGUET | AS SHOWN      | CHECKED<br>BRIAN BINGABONG | DATE:    |           |  | A/8       |
|   |   |  |   |  |  |               |                            |          |           |  |           |
|   | LICENSE NO.<br>PTR NO.                        | VALID UNTIL<br>DATE ISSUED                               | LICENSE NO.<br>PTR NO.                  |  |  |               |                            |          |           |  |           |



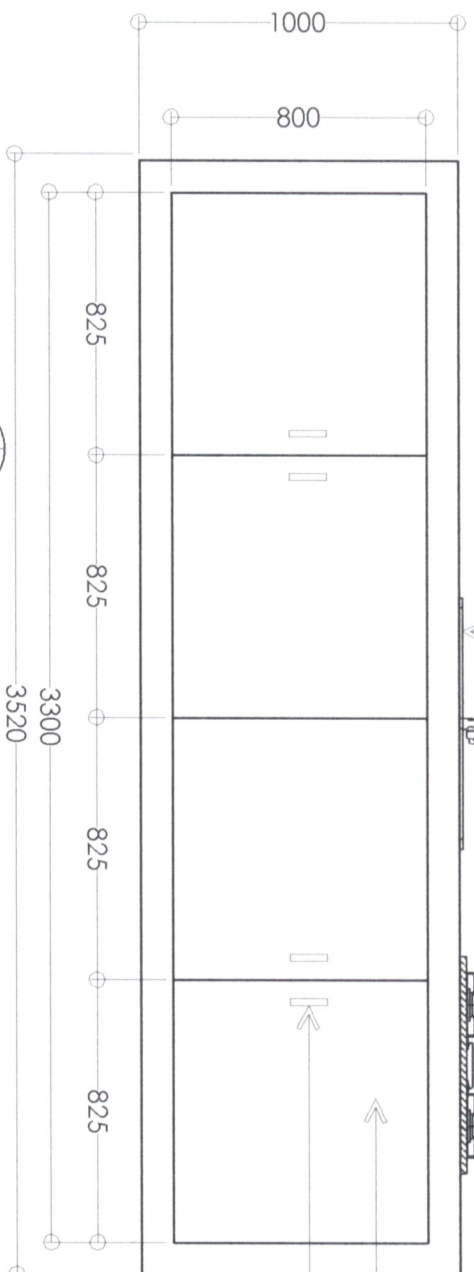
| PLAN                |   |  |   |   |
|---------------------|---|--|---|---|
| CEILING             |    |  |  |  |
| ELEVATION / DETAILS |    |  |  |  |
| FFL                 |    |  |  |  |
| DESCRIPTION         | WOODEN FRAMED SOLID CORE WOODEN PANEL DOOR COMPLETE ACCESSORIES W/ HINGES AND LOCKSET | WOODEN FRAMED SOLID WOODEN PANEL DOOR COMPLETE ACCESSORIES W/ HINGES AND LOCKSET     | WOODEN FRAMED SOLID WOODEN PANEL DOOR COMPLETE ACCESSORIES W/ HINGES AND LOCKSET      | UPVC FRAMED HOLLOW CORE UPVC FLUSH DOOR COMPLETE ACCESSORIES W/ HINGES AND LOCKSET    |
| LOCATION            | MAIN ENTRANCE AND POWERHOUSE  | SEE FLOOR PLAN FOR REFERENCE   | QUARTER'S BEDROOMS  | TOILET & BATH AREAS   |
| QUANTITY            | 2-SET   | 9-SET  | 6-SETS  | 2-SETS  |

| PLAN                |   |   |  |
|---------------------|---|---|--|
| CEILING             |  |  |  |
| ELEVATION / DETAILS |  |  |  |
| FFL                 |  |  |  |
| DETAILS             | STEEL CASEMENT WINDOW 6mm thk. CLEAR TEMPERED GLASS PANELS                            | AWNING STEEL CASEMENT WINDOW WITH 6mm thk. FROSTED TEMPERED GLASS PANELS              |  |
| LOC.                | SEE FLOOR PLAN FOR REFERENCE  | SEE THE FLOOR PLAN FOR REFERENCE  |  |
| QTY.                | 30-SETS   | 4-SET   |  |


DOORS AND WINDOWS SCHEDULE

Stainless Kitchen Sink  
Stainless Kitchen Faucet

3/4" Melamine on Marine Plyboard for Door Cabinet  
Stainless Solid Pull Handle



KITCHEN CABINETS DETAILS

|   |   |  |   |   |               |  |                                |       |           |  |                      |
|---|---|--|---|---|---------------|--|--------------------------------|-------|-----------|--|----------------------|
|  | OWNER   | ENGINEER   | ENGINEER                                | PROJECT TITLE   | SHEET CONTENT |  | DRAWN BY:                      |       | REVISIONS |  | SHEET NO.            |
|   | NATHANIEL T. SERVANDO, Ph.D.<br>ADMINISTRATOR | MA. ANELICA G. TOLEDO<br>(WOL MFRAS-UNIT, MEIES, ETSI) | ROMEO M. PELAGIO<br>(CHIEF MEIES, ETSI) | IMPROVEMENT/REHABILITATION OF BAGUO RADAR OFFICE BUILDING, OFFICE QUARTER, AND POWERHOUSE | AS SHOWN      |  | CHECKED BY:<br>BRIAN BINGABONG | DATE: |           |  | A/9<br>ARCHITECTURAL |



STRUCTURAL NOTES

GENERAL:

- 1.ALL DIMENSIONS ARE IN METERS UNLESS NOTED OTHERWISE.
- 2.DO NOT SCALE DRAWINGS. ALL DIMENSIONS SHOULD BE READ OR COMPUTED. ANY DISCREPANCIES FOUND ON THE WRITTEN DIMENSIONS SHOULD BE RAISED TO THE ATTENTION OF THE ENGINEER PRIOR TO EXECUTION OF THE WORK.
- 3.ALL DRAWINGS SHOULD BE READ IN CONJUNCTION WITH THE PROJECT SPECIFICATIONS & OTHER PROJECT DOCUMENTS.

EARTHWORKS:

1.UNLESS NOTED OTHERWISE ALL FILL MATERIALS SHOULD BE SELECTED FROM COMMONLY EXCAVATED MATERIAL WHICH ARE FREE FROM ORGANIC AND HAZARDOUS MATERIALS AND GENERAL DEBRIS.FILL MATERIALS SHALL BE INERT WELL GRADED AND GRANULAR MATERIAL WITH A MAXIMUM SIZE NOT EXCEEDING 75mm.

FOUNDATION:

- 1.IN ABSENCE OF SOIL INVESTIGATION REPORT, AND IN ACCORDNAGE WITH SECTION 304.2 OF NSCP 2015, THE ALLOWABLE BEARING CAPACITY USED FOR FOUNDATION IS **100 kPa**.
- 2.UNIT WEIGHT OF SOIL CONSIDERED IS 18 kN/m<sup>3</sup>.
- 3.THE CONTRACTOR SHALL NOTIFY THE ENGINEER AFTER FOOTING EXCAVATION HAVE BEEN COMPLETED TO CONFIRM THE DESIGN SOIL BEARING CAPACITY.

CONCRETE:

3.THE CONCRETE DESIGN AND CONSTRUCTION WORKS ARE IN ACCORDANCE WITH THE AMERICAN CONCRETE INSTITUTE (ACI 318M-14) AND THE NATIONAL STRUCTURAL CODE OF THE PHILIPPINES (NSCP C101-15).

SCHEDULE OF STRUCT'L. CONCRETE AT 28 DAYS COMPRESSIVE STRENGTH

| STRUCTURAL ELEMENTS  | 28-DAYS COMPRESSIVE STRENGTH (f'c) |
|--|------------------------------------|
| FOOTING  | 3,000psi (20.70 MPa)               |
| BEAMS, COLUMNS & SUSPENDED SLAB  | 3,000psi (20.70 MPa)               |
| SLAB ON HILL, RET. WALLS, CONC. FOR FENCE, LINTEL BEAMS & LINTEL COLUMNS | 2,500 psi (17.24 MPa)              |
| LEAN CONC.   | 1,500 psi (10.34 MPa)              |

2.AGGREGATES SHALL BE CHEMICALLY INERT, STRONG, HARD AND DURABLE, AND OF LIMITED POROSITY AND FREE FROM ADHERING COATINGS AND ORGANIC OR OTHER IMPURITIES THAT MAY CAUSE CORROSION OF THE REINFORCEMENT OR MAY IMPAIR THE STRENGTH AND DURABILITY OF THE CONCRETE.

SCHEDULE OF CONCRETE AGGREGATES

| ITEMS                         | AGGREGATE SIZE |
|-------------------------------|----------------|
| FOOTING                       | 19mm (3/4 in)  |
| SLABS, BEAMS, COLUMNS, OTHERS | 19mm (3/4 in)  |
| SLAB ON GRADE                 | 25mm (1 in)    |

3.WATER FOR MIXING SHALL BE CLEAN AND FREE FROM OIL, ALKALS, ACIDS, ORGANIC MATERIALS WHICH MIGHT AFFECT THE PROPERTIES OF CONCRETE AND STEEL.

4.ALL CONCRETE SHALL BE KEPT MOIST FOR A MINIMUM OF SEVEN (7) DAYS IMMEDIATELY AFTER POURING BY USING WET BURLAP, FOG SPRAYING OR OTHER APPROVED METHOD.

5.TESTING OF CONCRETE SHALL CONSIST OF COMPRESSIVE TESTS OF MOLDED CONCRETE CYLINDERS FOR STRENGTH AND SLUMP TESTS FOR CONSISTENCY.

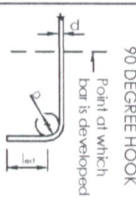

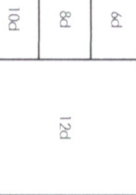
REINFORCING STEEL:

- 1.STEEL REINFORCEMENT SHALL BE **GRADE 230** IN ACCORDANCE WITH PNS 49.
- 2.UNLESS APPROVED BY THE ENGINEER, WELDING OF REINFORCING BARS SHALL NOT BE PERMITTED.
- 3.REINFORCING STEEL BARS MUST BE FREE FROM OIL, GREASE, LOOSE RUST, LOOSE MILL SACK OR OTHER HARMFUL MATTER IMMEDIATELY BEFORE POURING CONCRETE.
- 4.LAP SPLICE SHALL COMPLY WITH ACI-318M-14 AND NSCP C101-15.




5.THE MINIMUM CLEAR COVER FOR REINFORCEMENTS SHALL BE AS FOLLOWS, UNLESS OTHERWISE SHOWN ON THE DRAWINGS:

| STRUCTURAL ELEMENTS                                 | CONCRETE COVER,mm |
|---|-------------------|
| FOOTING   | 75                |
| GROUND SLAB   | 40                |
| SUSPENDED SLAB                                      | 20                |
| BEAMS,STIRRUPS & COLUMNS TIES                       | 40                |
| CONCRETE EXPOSED TO EARTH BUT POLYRED AGAINST FORMS | 50                |
| CONCRETE POLYRED DIRECTLY TO EARTH                  | 75                |

6.STANDARD HOOKS:

| TYPE OF STANDARD HOOK  | BAR SIZE d     | BEND DIAMETER, D | STRAIGHT EXTENSION, 1e1 |
|--|----------------|------------------|-------------------------|
| 90 DEGREE HOOK<br>  | Ø10mm to Ø25mm | 6d               | 12d                     |
|  | Ø28mm to Ø36mm | 8d               |                         |
| 180 DEGREE HOOK<br> | Ø10mm to Ø25mm | 6d               | LARGER OF 4d & 65mm     |
|  | Ø28mm to Ø36mm | 8d               |                         |
| 180 DEGREE HOOK<br> | Ø10mm to Ø25mm | 6d               | 10d                     |
|  | Ø28mm to Ø36mm | 8d               |                         |

7.STIRRUP & TIE HOOKS:

| TYPE OF STANDARD HOOK  | BAR SIZE d     | BEND DIAMETER, D | STRAIGHT EXTENSION, 1e1 |
|--|----------------|------------------|-------------------------|
| 90 DEGREE HOOK<br>  | Ø10mm to Ø16mm | 4d               | LARGER OF 4d & 75mm     |
|  | Ø20mm to Ø25mm | 6d               |                         |
| 135 DEGREE HOOK<br> | Ø10mm to Ø16mm | 4d               | LARGER OF 6d & 75mm     |
|  | Ø20mm to Ø25mm | 6d               |                         |
| 180 DEGREE HOOK<br> | Ø10mm to Ø16mm | 4d               | LARGER OF 6d & 65mm     |
|  | Ø20mm to Ø25mm | 6d               |                         |

8.TABLE OF LAP SPLICES

PARAMETERS  
f'c=20.7 MPa fy=230 MPa

| BAR DIAMETER (mm) | STANDARD HOOK (mm),1d1 | TENSION SPLICE LENGTH (mm)* | CLASS "A" | CLASS "B" |
|-------------------|------------------------|-----------------------------|-----------|-----------|
| 10                | 160                    | 300                         | 300       | 400       |
| 12                | 200                    | 300                         | 300       | 400       |
| 16                | 260                    | 400                         | 400       | 520       |
| 20                | 320                    | 500                         | 500       | 650       |
| 25                | 400                    | 750                         | 750       | 975       |
| 28                | 450                    | 840                         | 840       | 1100      |

\* For top bars (more than 300mm of concrete placed below the horizontal reinforcement) multiply the above values by 1.3

9.FORMWORKS REMOVAL

| STRUCTURAL ELEMENTS | MINIMUM TIME REQUIRED BEFORE REMOVAL |
|---------------------|--------------------------------------|
| FOOTING             | 24 HRS                               |
| SUSPENDED SLAB      | 21* DAYS                             |
| COLUMNS             | 48 HRS                               |
| BEAMS,SOFFIT FORMS  | 21* DAYS                             |
| BEAMS, SIDE FORMS   | 24 HRS                               |

\*T1 CAN BE REMOVED AFTER A MINIMUM OF 14 DAYS IF APPROVED BY THE ENGINEER.

OWNER

ENGINEER

ENGINEER

PROJECT TITLE

SHEET CONTENT

DRAWN BY:

REVISIONS

SHEET NO.

NATHANIEL T. SERVANDO, Ph.D.

MA. ANJELICA G. TOLEDO  
(WO-1, INFRA-UNIT, MEIES, ETS&D)

ROMEO M. PELAGIO  
(CHIEF, MEIES, ETS&D)


IMPROVEMENT/REHABILITATION OF  
BAGUIO RADAR OFFICE BUILDING,  
OFFICE QUARTER, AND POWERHOUSE

AS SHOWN

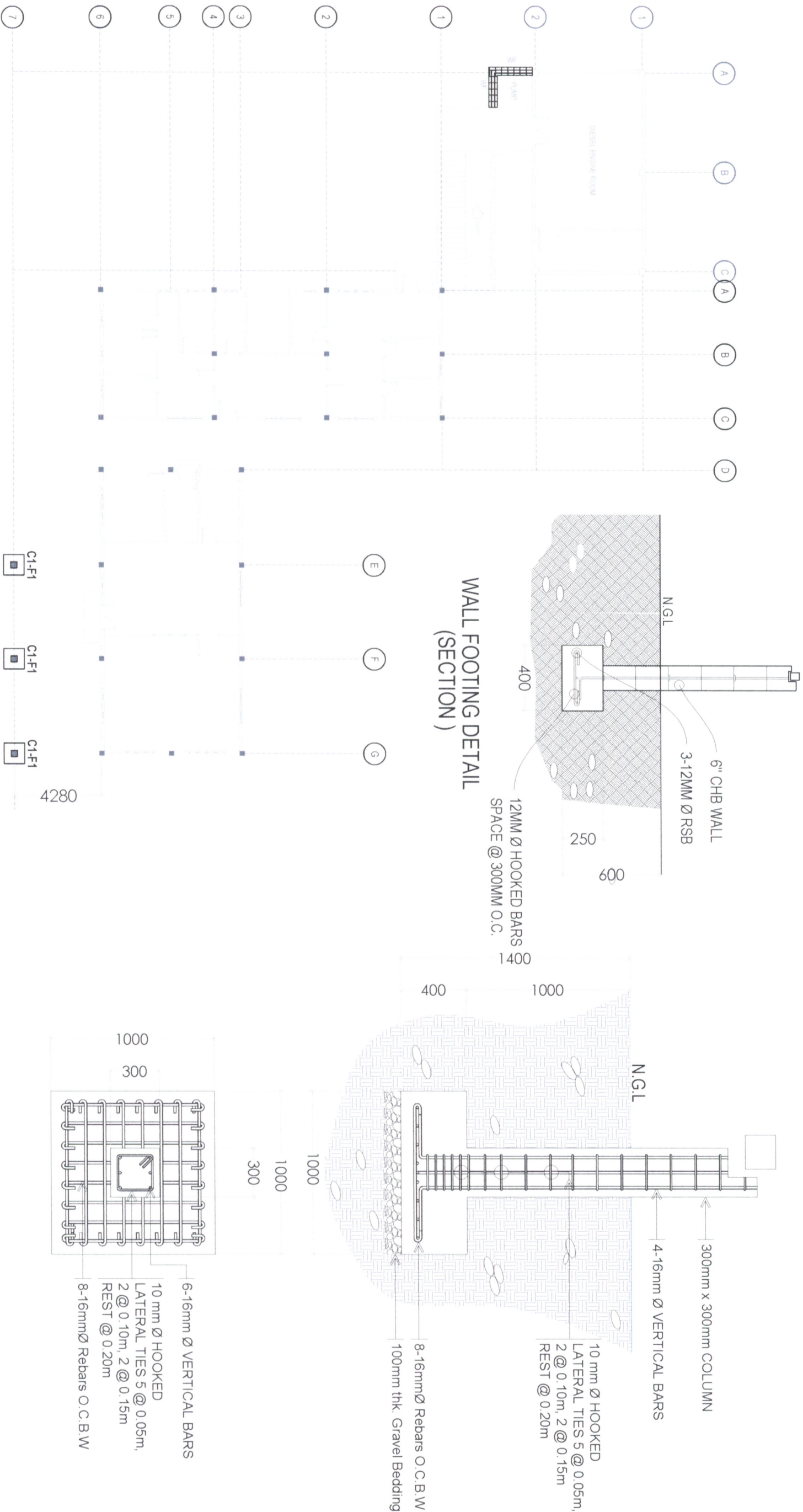
CHECKED  
BRIAN BUNGABONG

DATE

S/1








FOUNDATION PLAN





C1-F1 DETAILS

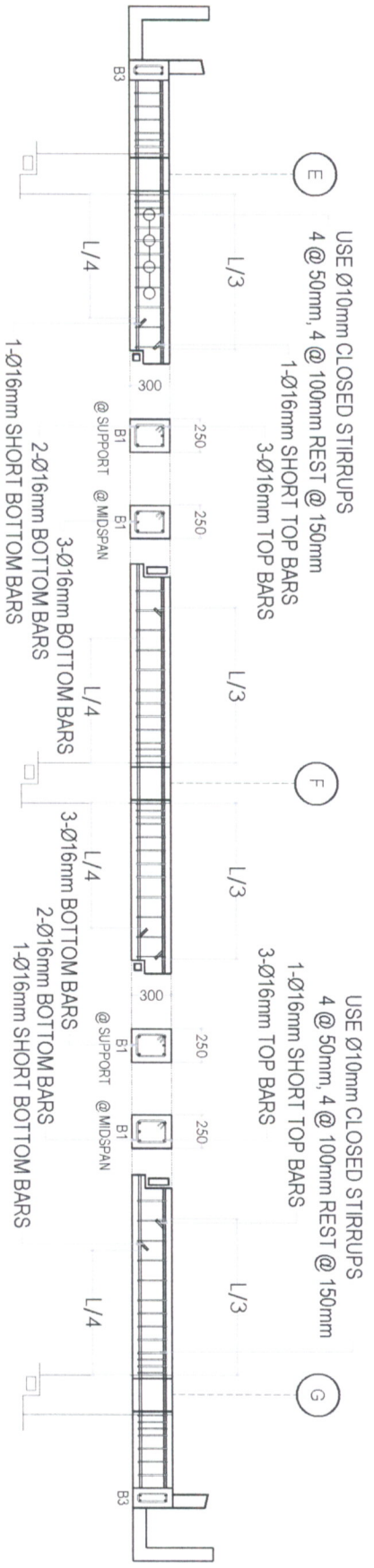
|   |   |   |   |  |          |                                    |  |           |  |           |  |            |
|---|---|---|---|--|----------|------------------------------------|--|-----------|--|-----------|--|------------|
|  | OWNER   | ENGINEER  |   | PROJECT TITLE  |          | SHEET CONTENT                      |  | DRAWN BY: |  | REVISIONS |  | SHEET NO.  |
|   | NATHANIEL T. SERVANDO, Ph.D.<br>ADMINISTRATOR | MA. ANJELICA G. TOLEDO<br>(WO-1, INFRAUNIT MEES ETSD) | ROMEO M. PELLAGIO<br>(CHIEF MEES ETSD)            | IMPROVEMENT/REHABILITATION OF<br>BAGUIO RADAR OFFICE BUILDING,<br>OFFICE QUARTER, AND POWERHOUSE<br>LOCATION:<br>MT. KABUYAO POBLACION TUBA, BENGUET | AS SHOWN | CHECKED<br>BRIAN BUNGABONG<br>DATE |  |           |  |           |  |            |
|   |   | LICENSE NO. 0045288<br>VALID UNTIL<br>DATE ISSUED     | LICENSE NO. 0045288<br>VALID UNTIL<br>DATE ISSUED |  |          |                                    |  |           |  |           |  | STRUCTURAL |

S/2

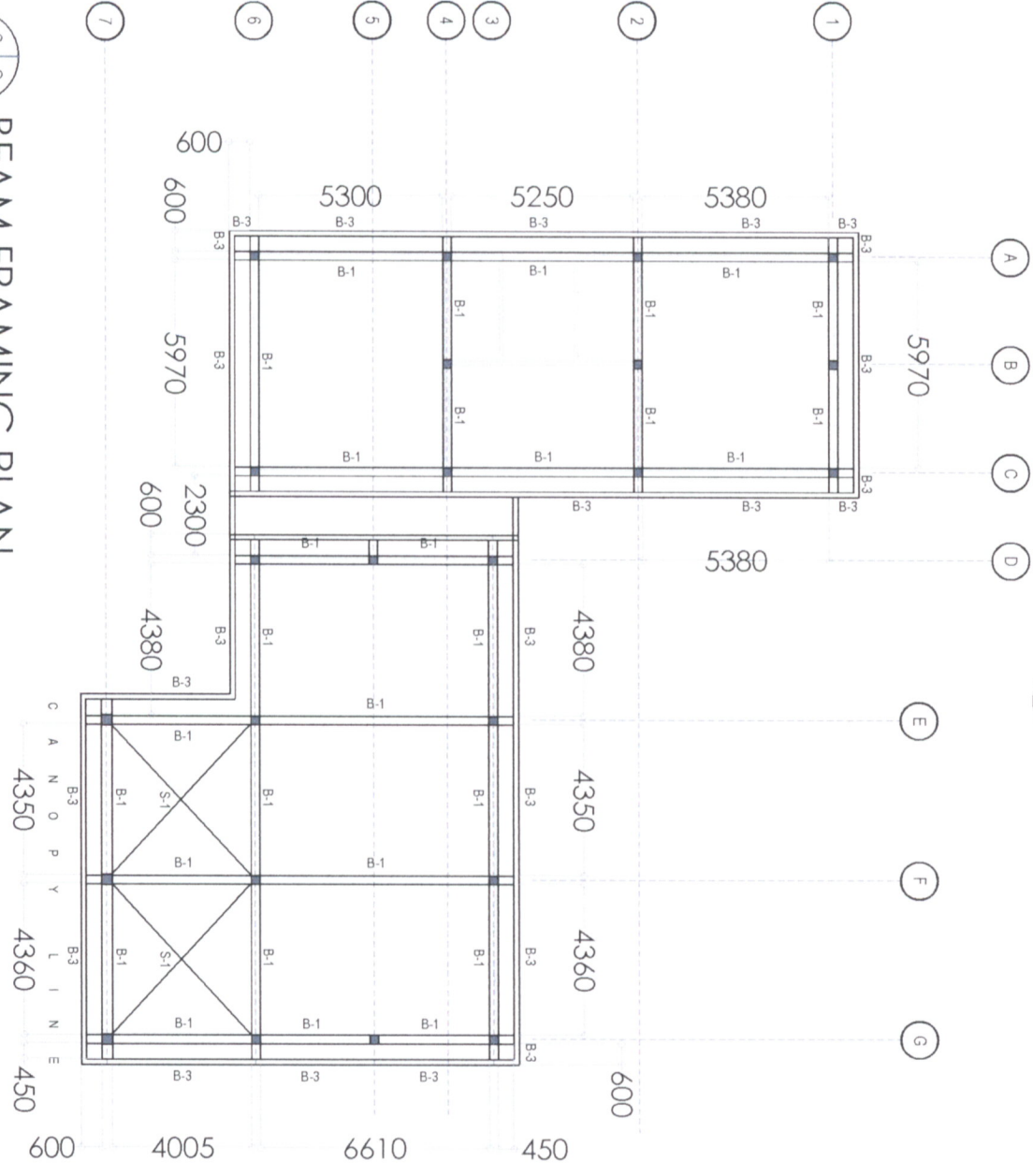


BEAM SCHEDULE

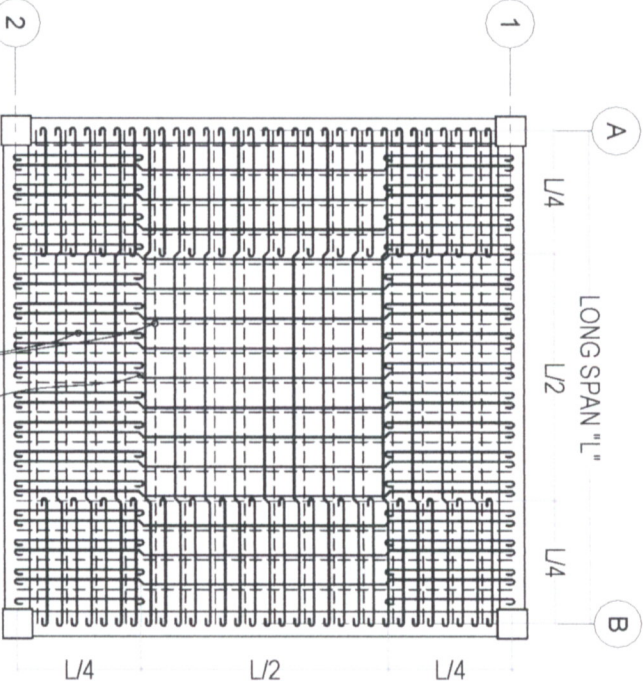
| AT SUPPORT   | AT MIDSPAN   | AT SUPPORT   | AT MIDSPAN   |
|--|--|--|--|
| <br>B-1   | <br>B-1   | <br>B-3   | <br>B-3   |
| SIZE: 250mm x 300mm<br>TOP BAR: 3 - 16 mmØ<br>BOT BAR: 2 - 16 mmØ  | SIZE: 250mm x 300mm<br>TOP BAR: 2 - 16 mmØ<br>BOT BAR: 3 - 16 mmØ  | SIZE: 150mm x 300mm<br>TOP BAR: 2 - 12 mmØ<br>BOT BAR: 2 - 12 mmØ  | SIZE: 150mm x 300mm<br>TOP BAR: 2 - 12 mmØ<br>BOT BAR: 2 - 12 mmØ  |
| STIRRUPS: 10 mmØ<br>4 @ 50mm, 4 @ 100mm, REST 150mm O.C. UP TO MIDSPAN & CONVERSELY<br>NOTE: SPACING OF STIRRUPS AT SPLICING ZONE IS 100mm<br>STIRRUPS MUST BE PROVIDED WITH 135° HOOK | STIRRUPS: 10 mmØ<br>4 @ 50mm, 4 @ 100mm, REST 150mm O.C. UP TO MIDSPAN & CONVERSELY<br>NOTE: SPACING OF STIRRUPS AT SPLICING ZONE IS 100mm<br>STIRRUPS MUST BE PROVIDED WITH 135° HOOK | STIRRUPS: 10 mmØ<br>4 @ 50mm, 4 @ 100mm, REST 150mm O.C. UP TO MIDSPAN & CONVERSELY<br>NOTE: SPACING OF STIRRUPS AT SPLICING ZONE IS 100mm<br>STIRRUPS MUST BE PROVIDED WITH 135° HOOK | STIRRUPS: 10 mmØ<br>4 @ 50mm, 4 @ 100mm, REST 150mm O.C. UP TO MIDSPAN & CONVERSELY<br>NOTE: SPACING OF STIRRUPS AT SPLICING ZONE IS 100mm<br>STIRRUPS MUST BE PROVIDED WITH 135° HOOK |



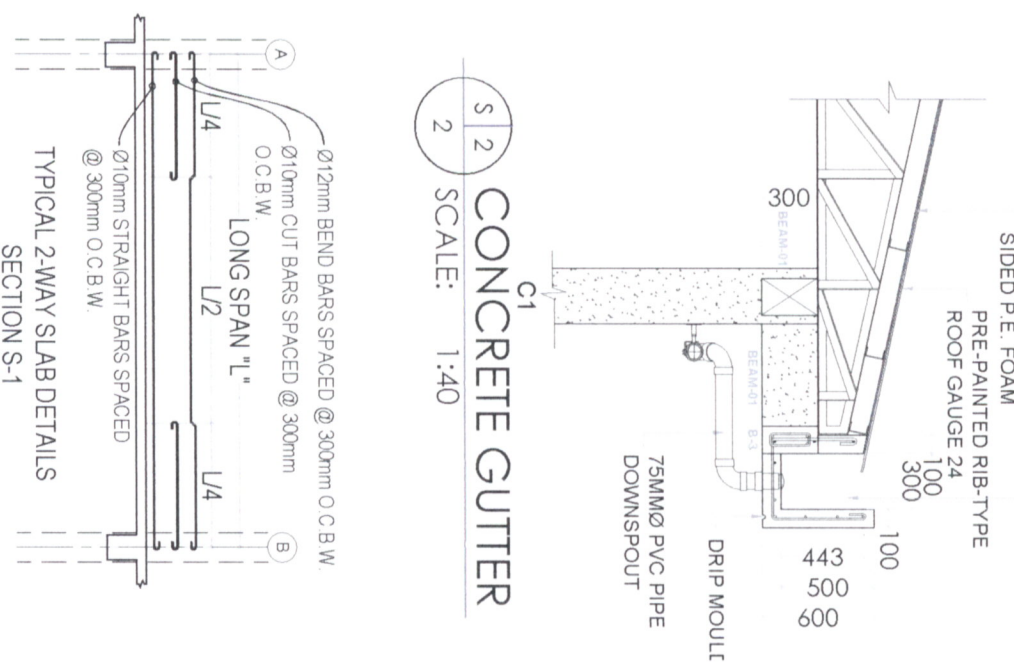
S 2  
2  
BEAM DETAILS  
SCALE: 1:40



S 3  
1  
BEAM FRAMING PLAN  
SCALE: 1:200M



S 2  
2  
SLAB DETAILS  
SCALE: 1:40



S 2  
2  
CONCRETE GUTTER  
SCALE: 1:40

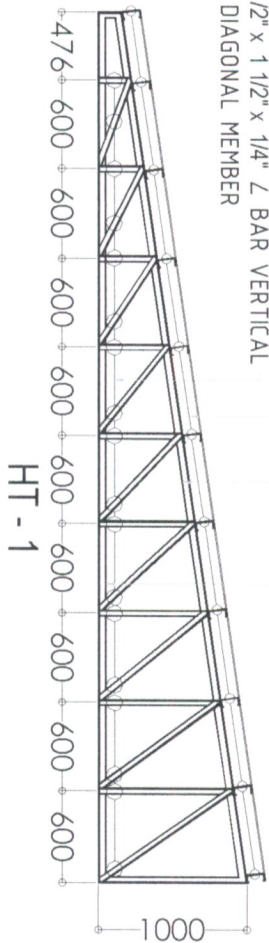
|   |  |                                       |  |               |  |           |                   |
|---|--|---------------------------------------|--|---------------|--|-----------|-------------------|
| OWNER   | ENGINEER   | ENGINEER                              | PROJECT TITLE  | SHEET CONTENT | DRAWN BY   | REVISIONS | SHEET NO          |
| NATHANIEL T. SERVANDO, Ph.D.<br>ADMINISTRATOR | MA. ANIELICA G. TOLEDO<br>(WC-I, INFRA-UNIT MEES ETSD) | ROMEO M. PELAGIO<br>(CHIEF MEES ETSD) | IMPROVEMENT/REHABILITATION OF<br>BAGUIO RADAR OFFICE BUILDING,<br>OFFICE QUARTER, AND POWERHOUSE | AS SHOWN      | ANIELA TOLEDO<br>CHECKED<br>BRIAN BONGABONG<br>DATE: |           | S/3<br>STRUCTURAL |
| LICENSE NO.<br>PTR NO.                        | VALID UNTIL<br>DATE ISSUED                             | LICENSE NO.<br>PTR NO.                | LOCATION:<br>MT. KABUYAO, POBLACION, TUBA, BENGUET   |               |  |           |                   |





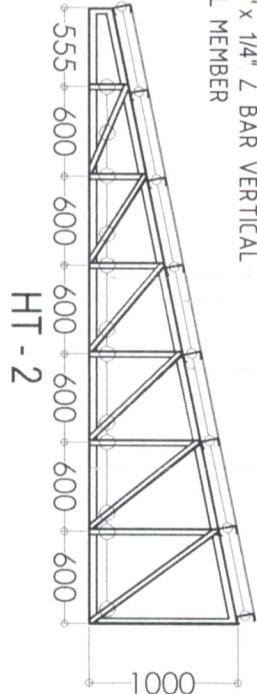


2" X 4" X 2.0MM THK. C-PURLINS @ 0.60  
M.O.C AND 12MM SAGROD @ 1.00 M.O.C  
2- 1 1/2" x 1 1/2" x 1/4" L BAR VERTICAL  
AND DIAGONAL MEMBER



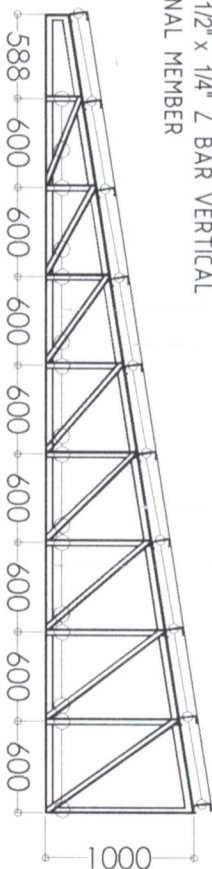
HT - 1

2" X 4" X 2.0MM THK. C-PURLINS @ 0.60  
M.O.C AND 12MM SAGROD @ 1.00 M.O.C  
2- 1 1/2" x 1 1/2" x 1/4" L BAR VERTICAL  
AND DIAGONAL MEMBER



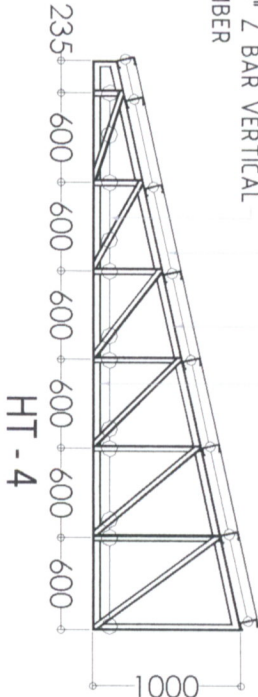
HT - 2

2" X 4" X 2.0MM THK. C-PURLINS @ 0.60  
M.O.C AND 12MM SAGROD @ 1.00 M.O.C  
2- 1 1/2" x 1 1/2" x 1/4" L BAR VERTICAL  
AND DIAGONAL MEMBER

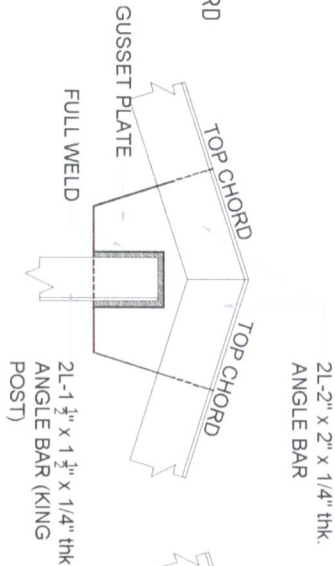


HT - 3

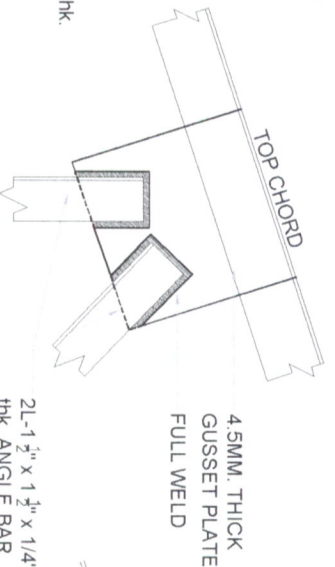
2" X 4" X 2.0MM THK. C-PURLINS @ 0.60  
M.O.C AND 12MM SAGROD @ 1.00 M.O.C  
2- 1 1/2" x 1 1/2" x 1/4" L BAR VERTICAL  
AND DIAGONAL MEMBER



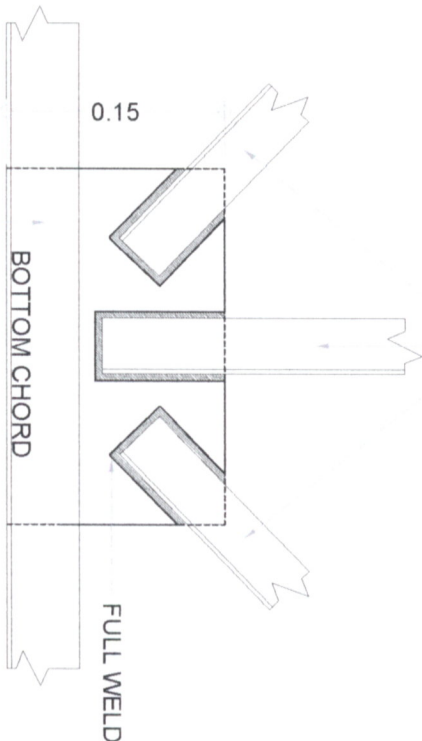
HT - 4



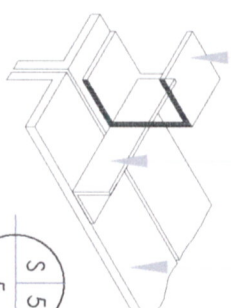
DETAIL A  
SCALE: NTS



DETAIL B  
SCALE: NTS




DETAIL C  
SCALE: NTS

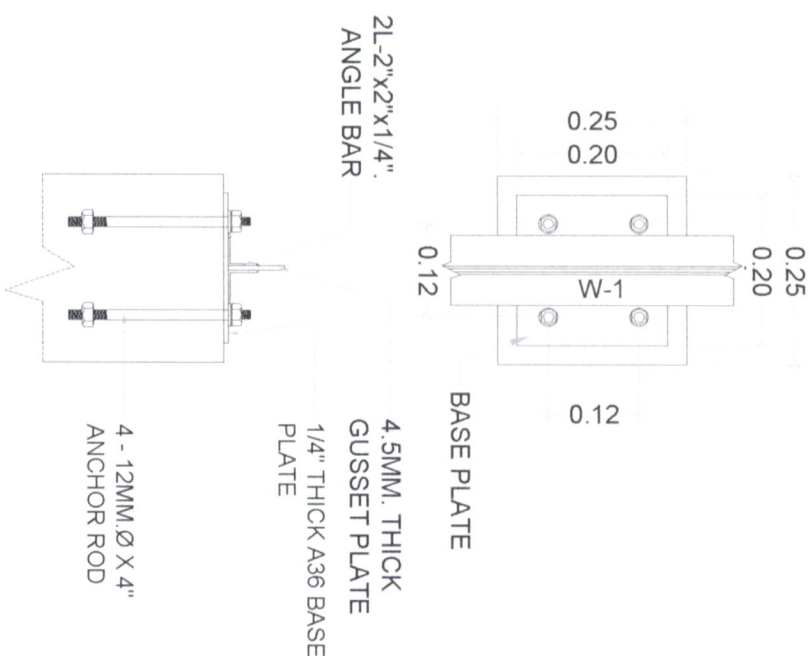


DETAIL D  
SCALE: NTS

2" x 4" x 2MM. PURLIN  
12MM Ø SAG ROD WITH STANDARD NUTS  
AND WASHERS @ EACH END



DETAIL E  
SCALE: NTS



4 - 12MM. Ø X 4" ANCHOR ROD

TRUSS DETAILS  
SCALE: 1:40

OWNER

ENGINEER

ENGINEER

PROJECT TITLE

SHEET CONTENT

DRAWN BY:

REVISIONS

SHEET NO.

NATHANIEL T. SERVANDO, Ph.D.  
ADMINISTRATOR

MA. ANJELICA G. TOLEDO  
(WCH, INFR-UNIT, MEIES, ETS, D)

ROMEO M. PELAGIO  
(CHIEF, MEIES, ETS, D)

IMPROVEMENT/REHABILITATION OF  
BAGUIO RADAR OFFICE BUILDING,  
OFFICE QUARTER, AND POWERHOUSE

AS SHOWN

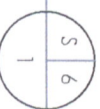
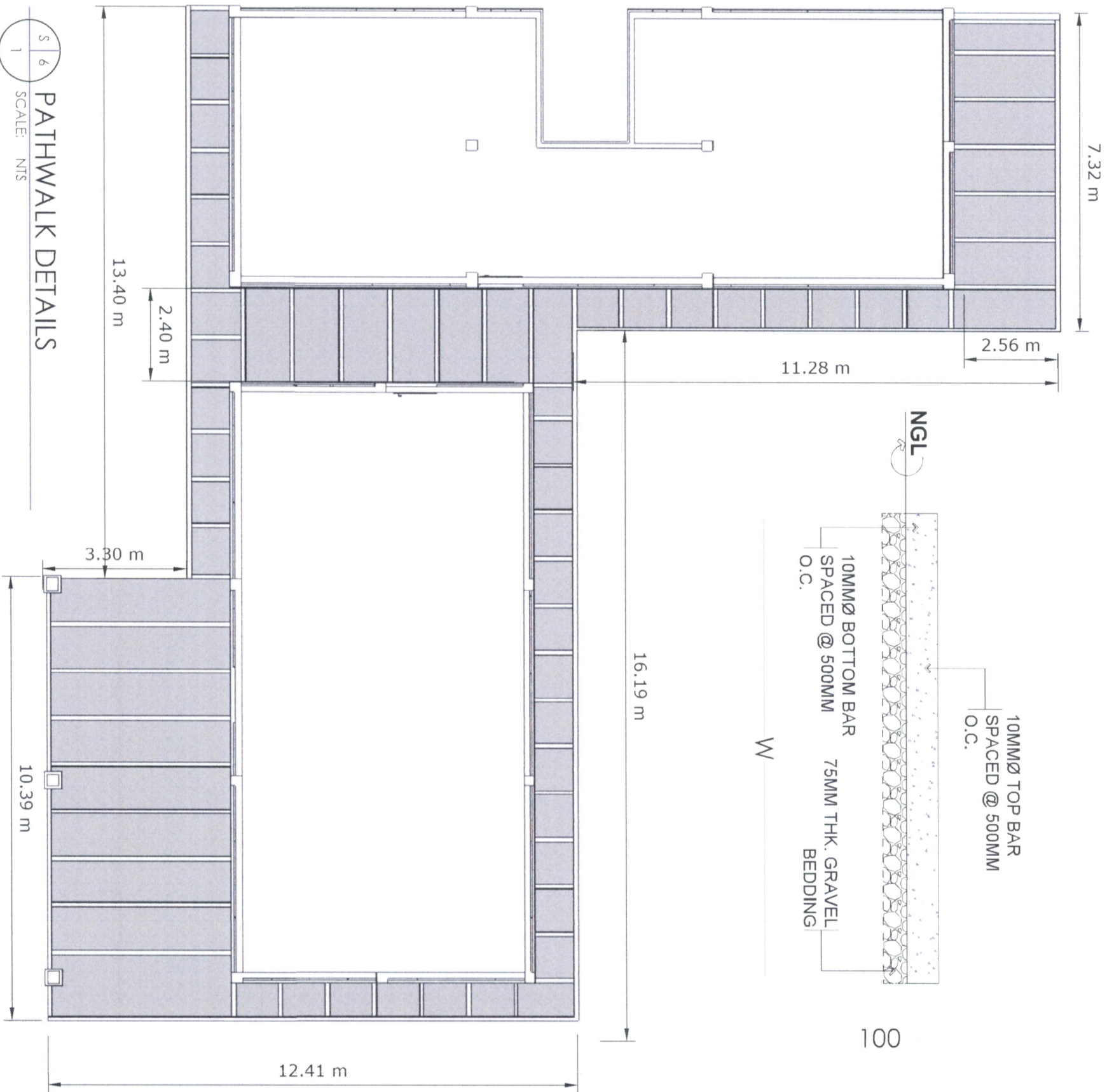
CHECKED BY:  
BRIAN BUNGABONG

DATE:

S/5







PATHWALK DETAILS

SCALE: NTS



OWNER

NATHANIEL T. SERVANDO, Ph.D.

ADMINISTRATOR

ENGINEER

MA. ANJELICA G. TOLEDO  
(WCH INFRA-UNIT MEETS/ETSD)

ENGINEER

ROMEO M. PELAGIO  
(CHIEF MEETS/ETSD)

PROJECT TITLE

IMPROVEMENT/REHABILITATION OF  
BAGUIO RADAR OFFICE BUILDING,  
OFFICE QUARTER, AND POWERHOUSE

SHEET CONTENT

A S S H O W N

DRAWN BY:

ANJELICA G. TOLEDO

REVISIONS

SHEET NO.

S/6

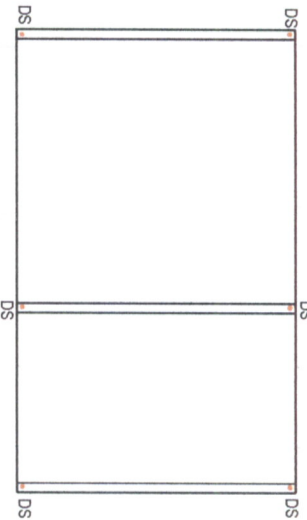
CHECKED

BRIAN BINGABONG

DATE:

STRUCTURAL





FLOW OF WATER

DS

DS

DS

DS

DS

DS

DS

DS

DS

DS

DS

DS

DS

DS

DS

DS

DS

DS

DS

DS

DS

DS

DS

DS

DS

DS

DS

DS

DS

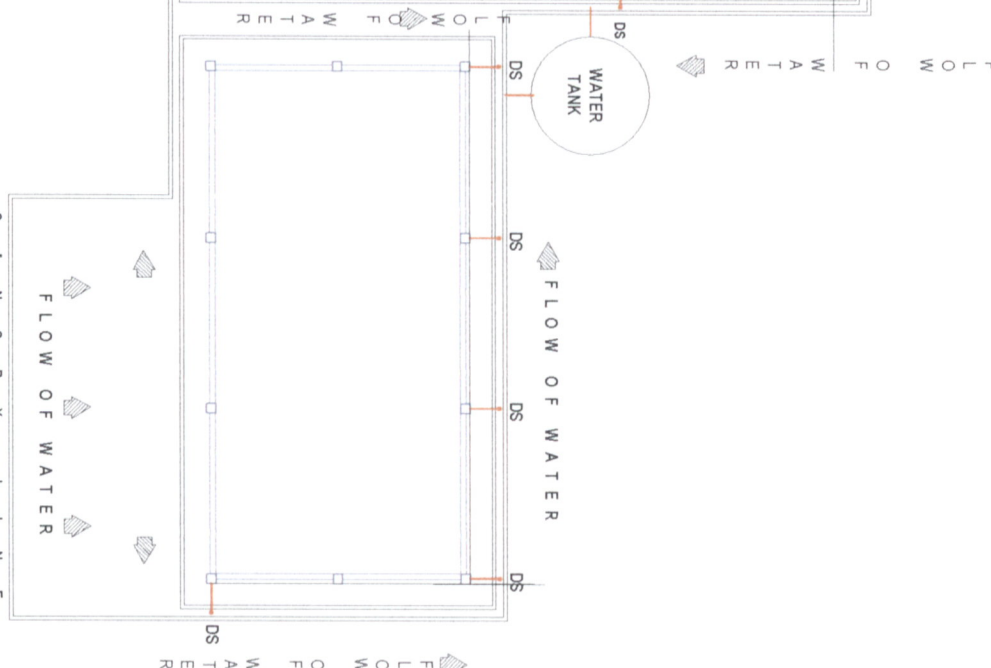
DS

DS

DS

DS

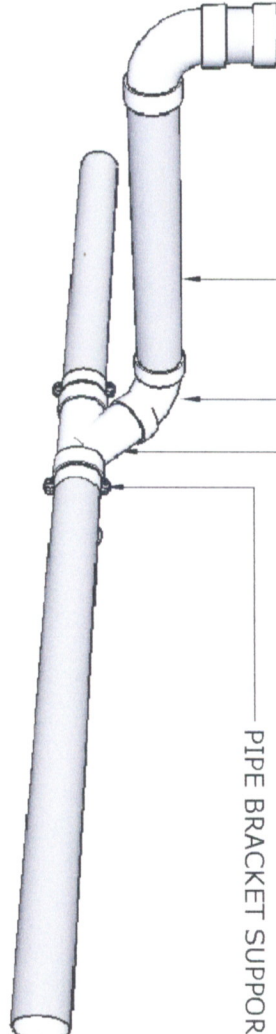
DS



# STORM DRAINAGE LAYOUT

P 1  
1

SCALE: 1:200M



3" PVC PIPE

3" 1/4 BEND PVC PIPE

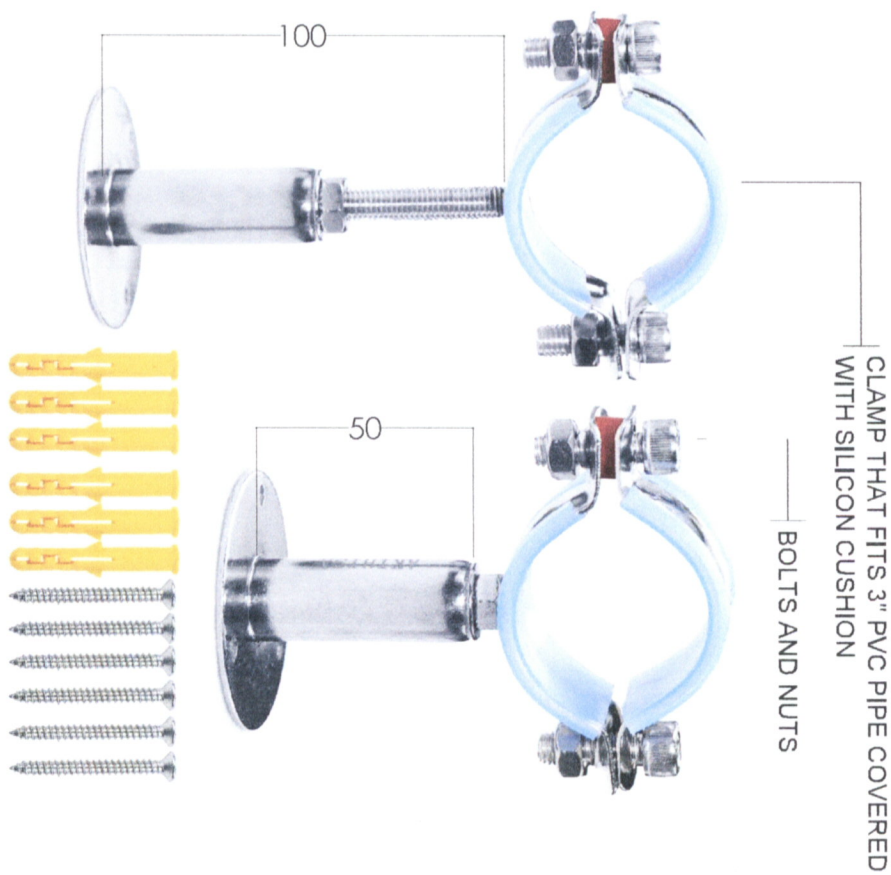
3" SINGLE BRANCH WYE

PIPE BRACKET SUPPORT

## DOWNSPOUT DETAILS

P 2  
1

SCALE: NTS




CLAMP THAT FITS 3" PVC PIPE COVERED WITH SILICON CUSHION

BOLTS AND NUTS

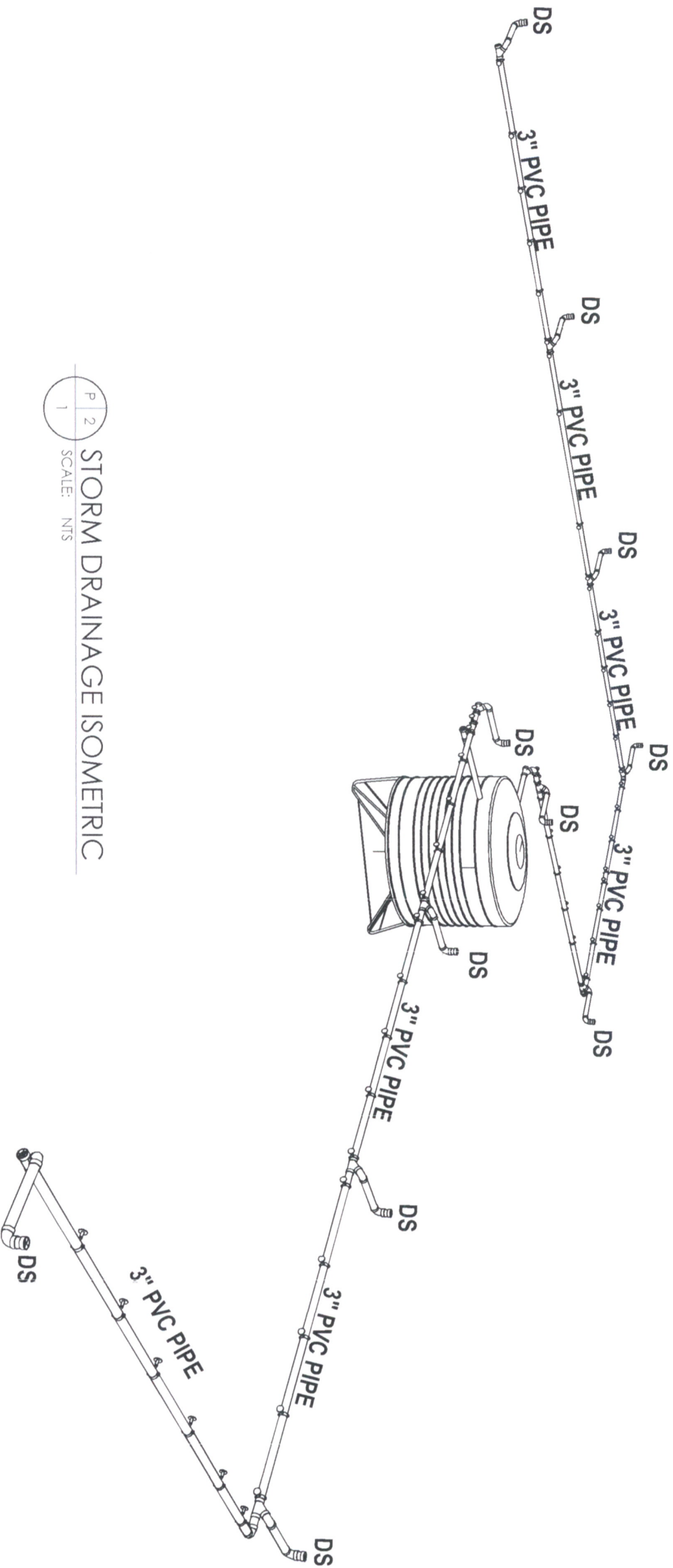
## PIPE SUPPORT BRACKET

P 3  
1







SCALE: NTS

|   |   |   |  |  |  |               |  |                            |  |           |  |                 |
|---|---|---|--|--|--|---------------|--|----------------------------|--|-----------|--|-----------------|
|  | OWNER   | ENGINEER  | ENGINEER                                 | PROJECT TITLE  |  | SHEET CONTENT |  | DRAWN BY:                  |  | REVISIONS |  | SHEET NO.       |
|   | NATHANIEL T. SERVANDO, Ph.D.<br>ADMINISTRATOR | MA. ANJELICA GTOLEDO<br>(WO-1, INFRA-UNIT, MEIES, ETSI) | ROMEO M. PELAGIO<br>(CHIEF, MEIES, ETSI) | IMPROVEMENT/REHABILITATION OF BAGUIO RADAR OFFICE BUILDING, OFFICE QUARTER, AND POWERHOUSE |  | AS SHOWN      |  | ANJELICA GTOLEDO           |  |           |  |                 |
|   |   | LICENSE NO. 004398<br>DATE ISSUED                       | LICENSE NO. 004398<br>DATE ISSUED        | LOCATION: MT. KABUYAO, POBLACION, TUBA, BENGUET  |  |               |  | CHECKED<br>BRIAN BUNGABONG |  |           |  | P/1<br>PLUMBING |
|   |   |   |  |  |  |               |  | DATE:                      |  |           |  |                 |





P 2  
1  
STORM DRAINAGE ISOMETRIC  
SCALE: NTS

|   |  |  |  |  |  |               |           |  |           |           |  |
|---|--|--|--|--|--|---------------|-----------|--|-----------|-----------|--|
|  | OWNER  | ENGINEER   |  | ENGINEER   | PROJECT TITLE                                      | SHEET CONTENT | DRAWN BY: |  | REVISIONS | SHEET NO. |  |
|   | NATHANIEL T. SERVANDO, Ph.D.<br><br>ADMINISTRATOR | MA. ANJELICA G. TOLEDO<br>(WOL, INFRA-UNIT, MEIES, ETSD)<br> | ROMEO M. PELAGIO<br>(CHIEF MEIES, ETSD)<br> | IMPROVEMENT/REHABILITATION OF<br>BAGUIO RADAR OFFICE BUILDING,<br>OFFICE QUARTER, AND POWERHOUSE | LOCATION:<br>MT. KABUYAO, POBLACION, TUBA, BENGUET |               | A S SHOWN | AND PLEDO<br><br>CHECKED<br><br>BRIAN BINGABONG<br>DATE: |           |           |  |



GENERAL NOTES AND SPECIFICATIONS

1. ALL ELECTRICAL WORKS SHALL BE DONE IN ACCORDANCE WITH THE PROVISION OF THE LATEST EDITION OF THE PHILIPPINE ELECTRICAL CODE RULE AND REGULATION OF MORESCO AND LOCAL AUTHORITIES.
2. WIRING METHOD SHALL BE AS FOLLOWS:

a. ALL COUNDUIT EMBEDDED IN CONCRETE SHALL BE POLYVINYL CHLORIDE CONDUIT (PVC) AND ALL EXPOSED CONDUIT SHALL BE ELECTRICAL METALLIC CONDUIT (EMT for indoor and RSC for outdoor).
3. MOUNTING HEIGHTS SHALL BE AS FOLLOWS:

a. LIGHT SWITCHES 1.30m ABOVE FLOOR FINISH (A.F.F.)

b. POWER OUTLET 0.30m A.F.F.

c. PANELBOARDS 1.50m A.F.F.
4. ALL MATERIALS SHALL BE NEW AND APPROVED TYPE FOR THE PURPOSED INTENDED.
5. ALL CONDUCTORS SHALL BE COPPER WIRE TYPE 600 VOLTS INSULATION, PHELPS DODGE.
6. PROVIDE EFFECTIVE AND ADEQUATE GROUNDS.
7. ALL ELECTRICAL WORKS IS UNDER THE PROVISION OF REGISTERED MASTER ELECTRICIAN OR REGISTERED ELECTRICAL ENGINEER.
8. MINIMUM SIZE OF WIRE AND CONDUIT SHALL BE 3.5mm² THHN AND 15mmØ NOMINAL DIAMETER RESPECTIVELY. OTHERWISE SPECIFIED ON PLANS.
9. UNLESS OTHERWISE SPECIFIED PULLBOXES OR JUNCTION BOXES SHALL BE PROVIDED WHENEVER REQUIRED AND NECESSARY, ALTHOUGH SUCH BOXES ARE NOT INDICATED ON PLANS.
10. FOR EACH SPARE CIRCUIT IN PANEL BOARD, PROVIDE AN EMPTY CONDUIT SPECIFIED IN THE PLAN TERMINATING TO A COVERED SQUARE BOX.
11. ALL MATERIALS AND EQUIPMENT TO BE USED SHALL BE BRAND NEW AND OF APPROVED TYPE FOR BOTH LOCATION AND PURPOSES.
12. ALL METAL FRAMES SHALL BE PROPERLY AND ADEQUATELY GROUNDED. GROUND WIRE SHALL BE PROVIDED ON ALL EQUIPMENT FEEDER.
13. THE JOB SHALL BE EXECUTED IN THE MOST THROUGH PROMPT AND WORKMAN LIKE MANNER, EMPLOYING STANDARD TOOLS, EQUIPMENT, METHODS AND GOOD ENGINEERING PRACTICES. THE JOB SHALL BE DONE COMPLETE IN ALL ASPECTS AS REQUIRED IN PLANS AND SPECIFICATIONS AND READY FOR OPERATION.
14. ADDITIONAL MATERIALS SPECIFICATIONS:

a. POLYVINYL CHLORIDE CONDUIT (PVC) CROWN SUPREME SCH. 40

b. WIRES AND CABLES PHELPS DODGE

c. CIRCUIT BREAKER (BOLT-ON TYPE) SCHNEIDER ELECTRIC


d. WIRING DEVICES NATIONAL / PANASONIC
15. ELECTRICAL CONTRACTOR IS RESPONSIBLE FOR THE PROPER IDENTIFICATION AND LABELING OF ALL CIRCUIT BREAKER. EACH PANEL WILL BE PROVIDED WITH A TYPEWRITTEN CIRCUIT DIRECTORY.
16. THE DRAWING AND SPECIFICATIONS ARE INTENDED TO PRESENT A GENERAL LAYOUT AND BROAD OUTLINE AND DESCRIPTION OF THE PROJECT AND NOT NECESSARY INDICATE, DESCRIBED ACTUAL LOCATION LEVELS AND DISTANCES OF EQUIPMENT. THE CONTRACTOR IS HEREBY REQUIRED BY MAKE ADJUSTMENT AT THE JOBSITE AS LOCATIONS, LEVELS AND DISTANCES ARE GOVERNED BY ACTUAL FIELD CONDITIONS.
17. WIRES SHALL BE COLOR CODED:


LINE 1 — BLACK


GROUND — GREEN


LINE 2 — BLACK
18. NO REVISION IN THE DESIGN SHALL BE DONE WITHOUT THE PRIOR KNOWLEDGE AND APPROVAL OF THE DESIGNER AND THE OWNER. ANY SUCH REVISION DONE WITHOUT THE APPROVAL SHALL CAUSE RESPONSIBILITY OF THE DESIGNER TO CEASED AS A WHOLE.


LEGEND:


- 


RECESSED LED PANEL  
600MM x 600MM
- 


RECESSED LED PANEL  
1200MM x 300MM
- 


LED TS 4FT
- 


MODERN LED CENTER LIGHTING
- 


UPSIDE DOWN WALL/COLUMN LIGHT FIXTURE
- 


RECESSED 6" PINLIGHT FIXTURE
- 


SURFACE TYPE 6" PINLIGHT FIXTURE
- 


3-WATTS LED RECESSED TYPE
- 


1 GANG 1WAY SWITCH
- 


2 GANG 1WAY SWITCH
- 


3 GANG 1WAY SWITCH
- 


DUPLEX UNIVERSAL OUTLET
- 


FLOOR OUTLET
- 


EMERGENCY LIGHT
- 


EXIT LIGHT
- 


WIFI MODEM
- 


SINGLE LAN OUTLET
- 


DUPLEX LAN OUTLET
- 


SINGLE COAXIAL OUTLET
- 


SMOKE DETECTOR
- 


HEAT DETECTOR
- 


ADDRESSABLE MANUAL CALL POINT
- 


ALARM HORN WITH STROBE LED LIGHT
- 


CIRCUIT HOME RUN
- 


PANEL BOARD
- 


ENCLOSED CIRCUIT BREAKER
- 


MANUAL TRANSFER SWITCH
- 


AUTOMATIC TRANSFER SWITCH
- 

MAIN DISTRIBUTION PANEL
- 


MDP
- 

DPB
- 

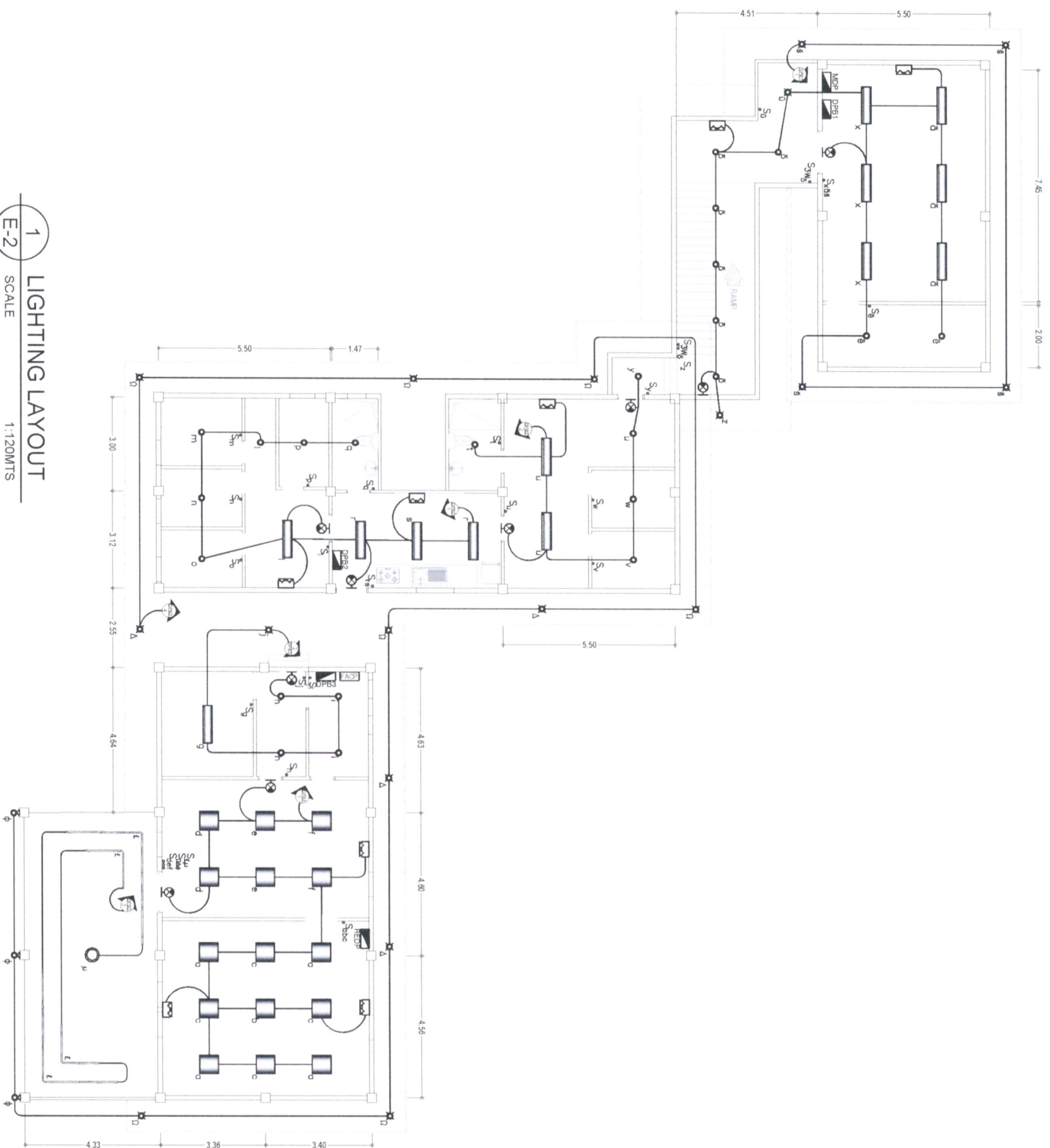
REDP
- 

FIRE ALARM CONTROL PANEL
- 


INTERMEDIATE DISTRIBUTION FRAME

|   |   |  |                                      |   |   |  |           |  |            |
|---|---|--|--------------------------------------|---|---|--|-----------|--|------------|
|  | OWNER   | ENGINEER                                       | ENGINEER                             | PROJECT TITLE   | SHEET CONTENT                               | DRAWN BY                                     | REVISIONS |  | SHEET NO.  |
|   | NATHANIEL T. SERVANDO, Ph.D.<br>ADMINISTRATOR | ARIEL N. GALLEGO JR.<br>WFSH, MEMU, MEES, ETSD | ROMEO M. PELAGIO<br>CHIEF MEES, ETSD | IMPROVEMENT/REHABILITATION OF BAGUIO<br>RADAR OFFICE BUILDING, OFFICE<br>QUARTERS AND POWER HOUSE | GENERAL NOTES<br>LEGEND                     | ARIEL N. GALLEGO JR.<br>CHECKED BY:<br>DATE: | DATE      |  | E/1        |
|   | LICENSE NO. 0657268<br>PTR NO.                | VALID UNTIL 01/30/2025<br>DATE ISSUED          | LICENSE NO. 0043068<br>PTR NO.       | VALID UNTIL<br>DATE ISSUED  | LOCATION:<br>MT. STO. THOMAS, TUBA, BENGUET |  |           |  | ELECTRICAL |

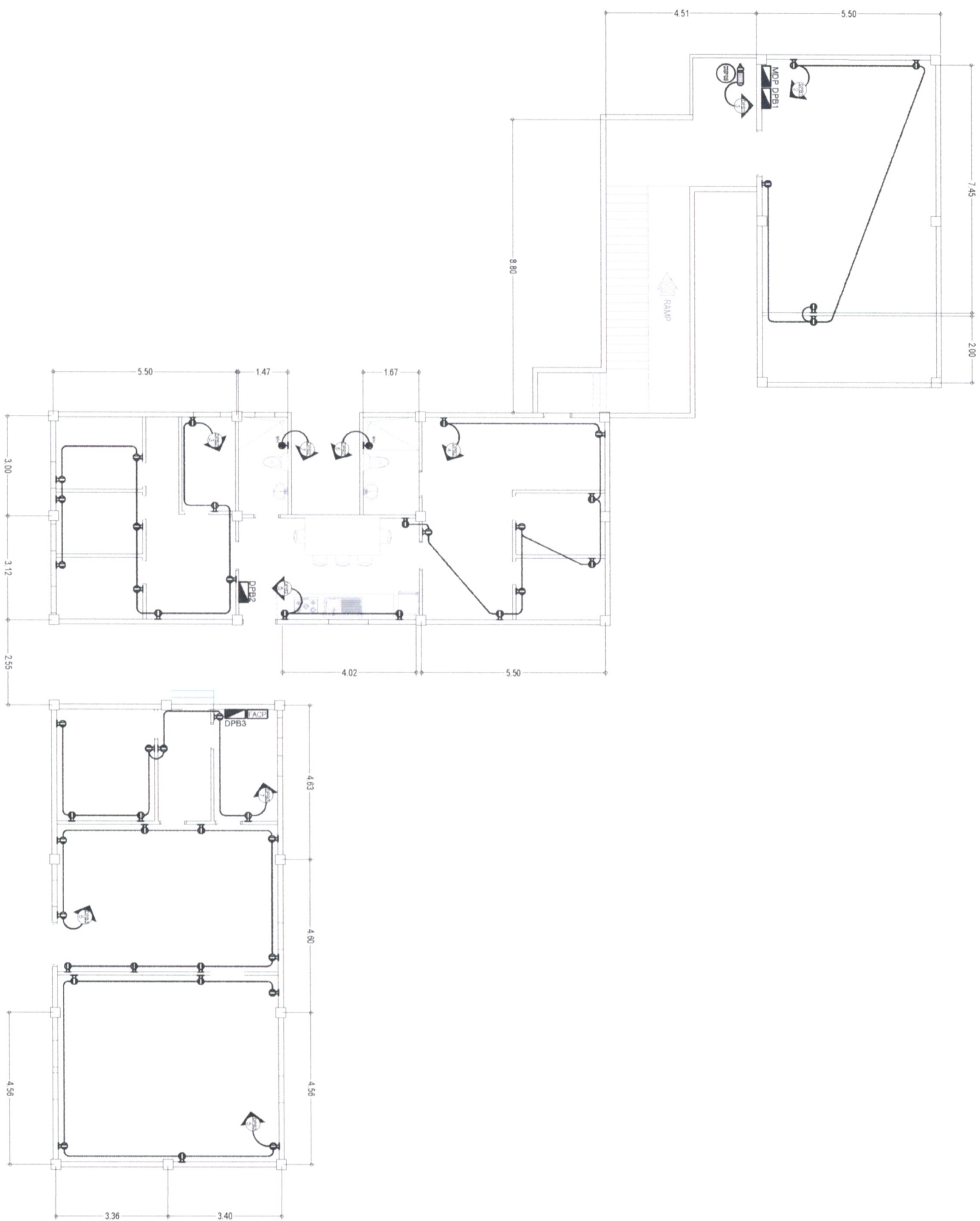





1 LIGHTING LAYOUT  
E-2 SCALE 1:120MTS

|   |  |  |   |  |  |                                       |  |  |   |  |  |
|---|--|--|---|--|--|---------------------------------------|--|--|---|--|--|
|  |  |  |   |  |  |                                       |  |  |   |  |  |
| OWNER   |  |  | ENGINEER  |  |  | ENGINEER                              |  |  | PROJECT TITLE   |  |  |
| NATHANIEL T. SERVANDO, Ph.D.<br>ADMINISTRATOR                                     |  |  | ARIEL N. GALLEGO JR.<br>WFS-III, MEEMU/MEES, ETSD |  |  | ROMEO M. PELAGIO<br>CHIEF, MEES, ETSD |  |  | IMPROVEMENT/REHABILITATION OF BAGUIO<br>RADAR OFFICE BUILDING, OFFICE<br>QUARTERS AND POWER HOUSE |  |  |
|   |  |  |   |  |  |                                       |  |  |   |  |  |
| PTR NO.   |  |  | LICENSE NO. 007739                                |  |  | VALID UNTIL 01/13/2025                |  |  | DATE ISSUED   |  |  |
| PTR NO.   |  |  | LICENSE NO. 004308                                |  |  | VALID UNTIL                           |  |  | DATE ISSUED   |  |  |
| LOCATION:   |  |  | LIGHTING LAYOUT                                   |  |  | DRAWN BY                              |  |  | REVISIONS   |  |  |
| MT STO THOMAS, TUBA, BENGUET  |  |  |   |  |  | ARIEL N. GALLEGO JR.                  |  |  | DATE:   |  |  |
|   |  |  |   |  |  | CHECKED BY:                           |  |  |   |  |  |
|   |  |  |   |  |  | DATE:                                 |  |  |   |  |  |
|   |  |  |   |  |  |                                       |  |  |   |  |  |
|   |  |  |   |  |  |                                       |  |  |   |  |  |
|   |  |  |   |  |  |                                       |  |  |   |  |  |
|   |  |  |   |  |  |                                       |  |  |   |  |  |
|   |  |  |   |  |  |                                       |  |  |   |  |  |
|   |  |  |   |  |  |                                       |  |  |   |  |  |
|   |  |  |   |  |  |                                       |  |  |   |  |  |
|   |  |  |   |  |  |                                       |  |  |   |  |  |
|   |  |  |   |  |  |                                       |  |  |   |  |  |
|   |  |  |   |  |  |                                       |  |  |   |  |  |
|   |  |  |   |  |  |                                       |  |  |   |  |  |
|   |  |  |   |  |  |                                       |  |  |   |  |  |
|   |  |  |   |  |  |                                       |  |  |   |  |  |
|   |  |  |   |  |  |                                       |  |  |   |  |  |
|   |  |  |   |  |  |                                       |  |  |   |  |  |
|   |  |  |   |  |  |                                       |  |  |   |  |  |
|   |  |  |   |  |  |                                       |  |  |   |  |  |
|   |  |  |   |  |  |                                       |  |  |   |  |  |
|   |  |  |   |  |  |                                       |  |  |   |  |  |
|   |  |  |   |  |  |                                       |  |  |   |  |  |
|   |  |  |   |  |  |                                       |  |  |   |  |  |
|   |  |  |   |  |  |                                       |  |  |   |  |  |
|   |  |  |   |  |  |                                       |  |  |   |  |  |
|   |  |  |   |  |  |                                       |  |  |   |  |  |
|   |  |  |   |  |  |                                       |  |  |   |  |  |
|   |  |  |   |  |  |                                       |  |  |   |  |  |
|   |  |  |   |  |  |                                       |  |  |   |  |  |
|   |  |  |   |  |  |                                       |  |  |   |  |  |
|   |  |  |   |  |  |                                       |  |  |   |  |  |
|   |  |  |   |  |  |                                       |  |  |   |  |  |
|   |  |  |   |  |  |                                       |  |  |   |  |  |
|   |  |  |   |  |  |                                       |  |  |   |  |  |
|   |  |  |   |  |  |                                       |  |  |   |  |  |
|   |  |  |   |  |  |                                       |  |  |   |  |  |
|   |  |  |   |  |  |                                       |  |  |   |  |  |
|   |  |  |   |  |  |                                       |  |  |   |  |  |
|   |  |  |   |  |  |                                       |  |  |   |  |  |
|   |  |  |   |  |  |                                       |  |  |   |  |  |
|   |  |  |   |  |  |                                       |  |  |   |  |  |
|   |  |  |   |  |  |                                       |  |  |   |  |  |
|   |  |  |   |  |  |                                       |  |  |   |  |  |
|   |  |  |   |  |  |                                       |  |  |   |  |  |
|   |  |  |   |  |  |                                       |  |  |   |  |  |
|   |  |  |   |  |  |                                       |  |  |   |  |  |
|   |  |  |   |  |  |                                       |  |  |   |  |  |
|   |  |  |   |  |  |                                       |  |  |   |  |  |
|   |  |  |   |  |  |                                       |  |  |   |  |  |
|   |  |  |   |  |  |                                       |  |  |   |  |  |
|   |  |  |   |  |  |                                       |  |  |   |  |  |
|   |  |  |   |  |  |                                       |  |  |   |  |  |
|   |  |  |   |  |  |                                       |  |  |   |  |  |
|   |  |  |   |  |  |                                       |  |  |   |  |  |
|   |  |  |   |  |  |                                       |  |  |   |  |  |
|   |  |  |   |  |  |                                       |  |  |   |  |  |
|   |  |  |   |  |  |                                       |  |  |   |  |  |
|   |  |  |   |  |  |                                       |  |  |   |  |  |
|   |  |  |   |  |  |                                       |  |  |   |  |  |
|   |  |  |   |  |  |                                       |  |  |   |  |  |
|   |  |  |   |  |  |                                       |  |  |   |  |  |
|   |  |  |   |  |  |                                       |  |  |   |  |  |
|   |  |  |   |  |  |                                       |  |  |   |  |  |
|   |  |  |   |  |  |                                       |  |  |   |  |  |
|   |  |  |   |  |  |                                       |  |  |   |  |  |
|   |  |  |   |  |  |                                       |  |  |   |  |  |
|   |  |  |   |  |  |                                       |  |  |   |  |  |
|   |  |  |   |  |  |                                       |  |  |   |  |  |
|   |  |  |   |  |  |                                       |  |  |   |  |  |
|   |  |  |   |  |  |                                       |  |  |   |  |  |
|   |  |  |   |  |  |                                       |  |  |   |  |  |
|   |  |  |   |  |  |                                       |  |  |   |  |  |
|   |  |  |   |  |  |                                       |  |  |   |  |  |
|   |  |  |   |  |  |                                       |  |  |   |  |  |
|   |  |  |   |  |  |                                       |  |  |   |  |  |
|   |  |  |   |  |  |                                       |  |  |   |  |  |
|   |  |  |   |  |  |                                       |  |  |   |  |  |
|   |  |  |   |  |  |                                       |  |  |   |  |  |
|   |  |  |   |  |  |                                       |  |  |   |  |  |
|   |  |  |   |  |  |                                       |  |  |   |  |  |
|   |  |  |   |  |  |                                       |  |  |   |  |  |
|   |  |  |   |  |  |                                       |  |  |   |  |  |
|   |  |  |   |  |  |                                       |  |  |   |  |  |
|   |  |  |   |  |  |                                       |  |  |   |  |  |
|   |  |  |   |  |  |                                       |  |  |   |  |  |
|   |  |  |   |  |  |                                       |  |  |   |  |  |
|   |  |  |   |  |  |                                       |  |  |   |  |  |
|   |  |  |   |  |  |                                       |  |  |   |  |  |
|   |  |  |   |  |  |                                       |  |  |   |  |  |
|   |  |  |   |  |  |                                       |  |  |   |  |  |
|   |  |  |   |  |  |                                       |  |  |   |  |  |
|   |  |  |   |  |  |                                       |  |  |   |  |  |
|   |  |  |   |  |  |                                       |  |  |   |  |  |
|   |  |  |   |  |  |                                       |  |  |   |  |  |
|   |  |  |   |  |  |                                       |  |  |   |  |  |
|   |  |  |   |  |  |                                       |  |  |   |  |  |
|   |  |  |   |  |  |                                       |  |  |   |  |  |
|   |  |  |   |  |  |                                       |  |  |   |  |  |
|   |  |  |   |  |  |                                       |  |  |   |  |  |
|   |  |  |   |  |  |                                       |  |  |   |  |  |
|   |  |  |   |  |  |                                       |  |  |   |  |  |
|   |  |  |   |  |  |                                       |  |  |   |  |  |
|   |  |  |   |  |  |                                       |  |  |   |  |  |
|   |  |  |   |  |  |                                       |  |  |   |  |  |
|   |  |  |   |  |  |                                       |  |  |   |  |  |
|   |  |  |   |  |  |                                       |  |  |   |  |  |
|   |  |  |   |  |  |                                       |  |  |   |  |  |
|   |  |  |   |  |  |                                       |  |  |   |  |  |
|   |  |  |   |  |  |                                       |  |  |   |  |  |
|   |  |  |   |  |  |                                       |  |  |   |  |  |
|   |  |  |   |  |  |                                       |  |  |   |  |  |
|   |  |  |   |  |  |                                       |  |  |   |  |  |
|   |  |  |   |  |  |                                       |  |  |   |  |  |
|   |  |  |   |  |  |                                       |  |  |   |  |  |
|   |  |  |   |  |  |                                       |  |  |   |  |  |
|   |  |  |   |  |  |                                       |  |  |   |  |  |
|   |  |  |   |  |  |                                       |  |  |   |  |  |
|   |  |  |   |  |  |                                       |  |  |   |  |  |
|   |  |  |   |  |  |                                       |  |  |   |  |  |
|   |  |  |   |  |  |                                       |  |  |   |  |  |
|   |  |  |   |  |  |                                       |  |  |   |  |  |
|   |  |  |   |  |  |                                       |  |  |   |  |  |
|   |  |  |   |  |  |                                       |  |  |   |  |  |
|   |  |  |   |  |  |                                       |  |  |   |  |  |
|   |  |  |   |  |  |                                       |  |  |   |  |  |
|   |  |  |   |  |  |                                       |  |  |   |  |  |
|   |  |  |   |  |  |                                       |  |  |   |  |  |
|   |  |  |   |  |  |                                       |  |  |   |  |  |
|   |  |  |   |  |  |                                       |  |  |   |  |  |
|   |  |  |   |  |  |                                       |  |  |   |  |  |
|   |  |  |   |  |  |                                       |  |  |   |  |  |
|   |  |  |   |  |  |                                       |  |  |   |  |  |
|   |  |  |   |  |  |                                       |  |  |   |  |  |
|   |  |  |   |  |  |                                       |  |  |   |  |  |
|   |  |  |   |  |  |                                       |  |  |   |  |  |
|   |  |  |   |  |  |                                       |  |  |   |  |  |
|   |  |  |   |  |  |                                       |  |  |   |  |  |
|   |  |  |   |  |  |                                       |  |  |   |  |  |
|   |  |  |   |  |  |                                       |  |  |   |  |  |
|   |  |  |   |  |  |                                       |  |  |   |  |  |
|   |  |  |   |  |  |                                       |  |  |   |  |  |
|   |  |  |   |  |  |                                       |  |  |   |  |  |
|   |  |  |   |  |  |                                       |  |  |   |  |  |
|   |  |  |   |  |  |                                       |  |  |   |  |  |
|   |  |  |   |  |  |                                       |  |  |   |  |  |





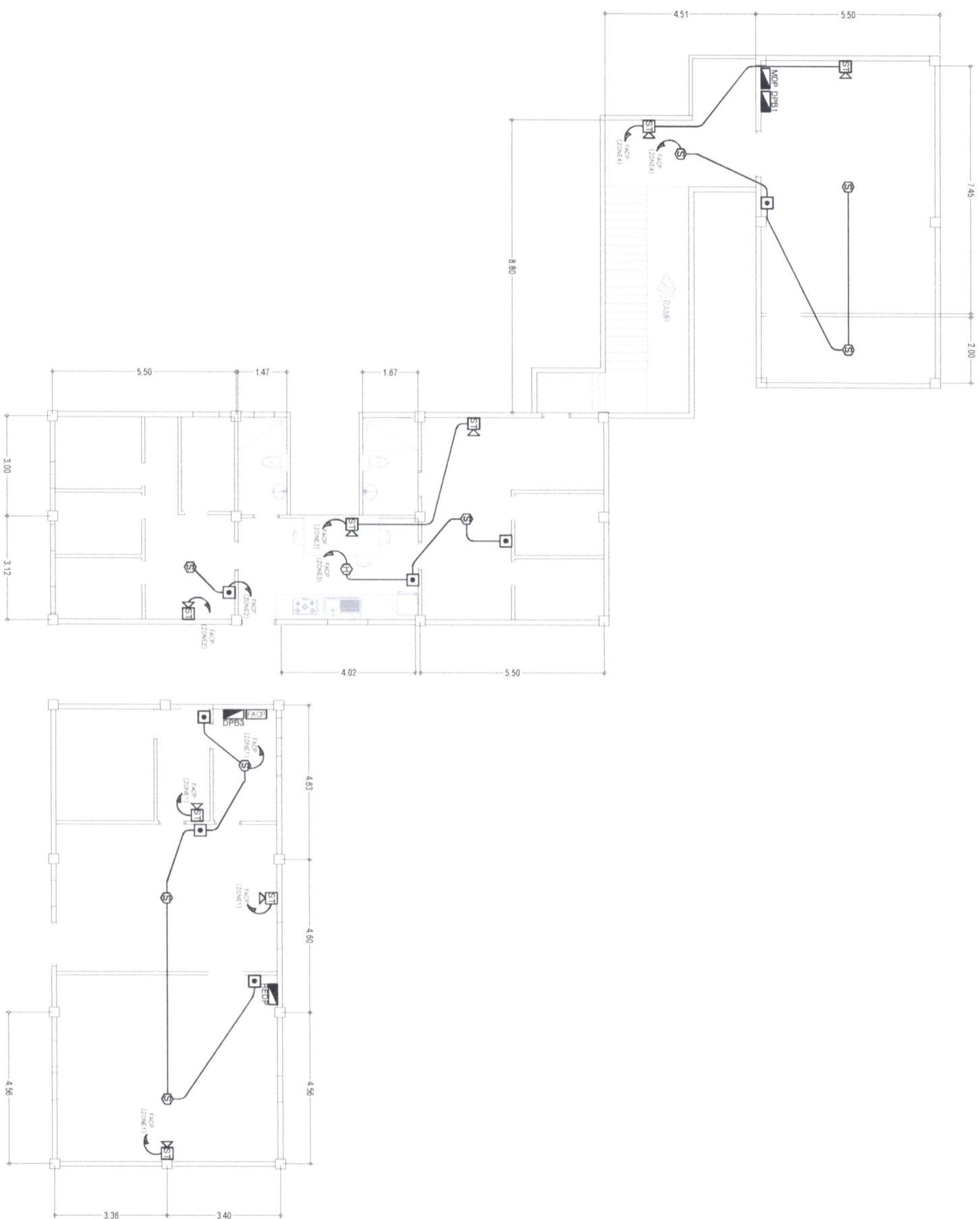
1 POWER LAYOUT  
E-3 SCALE 1:120MTS

|   |  |   |  |  |  |   |  |  |  |               |  |  |  |           |  |                   |  |
|---|--|---|--|--|--|---|--|--|--|---------------|--|--|--|-----------|--|-------------------|--|
|  |  | OWNER   |  | ENGINEER   |  | ENGINEER  |  | PROJECT TITLE                              |  | SHEET CONTENT |  | DRAWN BY                                     |  | REVISIONS |  | SHEET NO.         |  |
| NATHANIEL T. SERVANDO, Ph.D.<br>ADMINISTRATOR                                     |  | ARIEL N. GALLEGO JR.<br>WFS-II, MEMU, MEES, ETSD<br>PFR NO. 007739<br>VALID UNTIL: 01/10/2025<br>DATE ISSUED: |  | ROMEO M. PELAGIO<br>CHIEF MEES, ETSD<br>PFR NO. 004008<br>VALID UNTIL:<br>DATE ISSUED: |  | IMPROVEMENT/REHABILITATION OF BAGUIO<br>RADAR OFFICE BUILDING, OFFICE<br>QUARTERS AND POWER HOUSE |  | LOCATION:<br>MT. STO THOMAS, TUBA, BENGUET |  | POWER LAYOUT  |  | ARIEL N. GALLEGO JR.<br>CHECKED BY:<br>DATE: |  |           |  | E/3<br>ELECTRICAL |  |









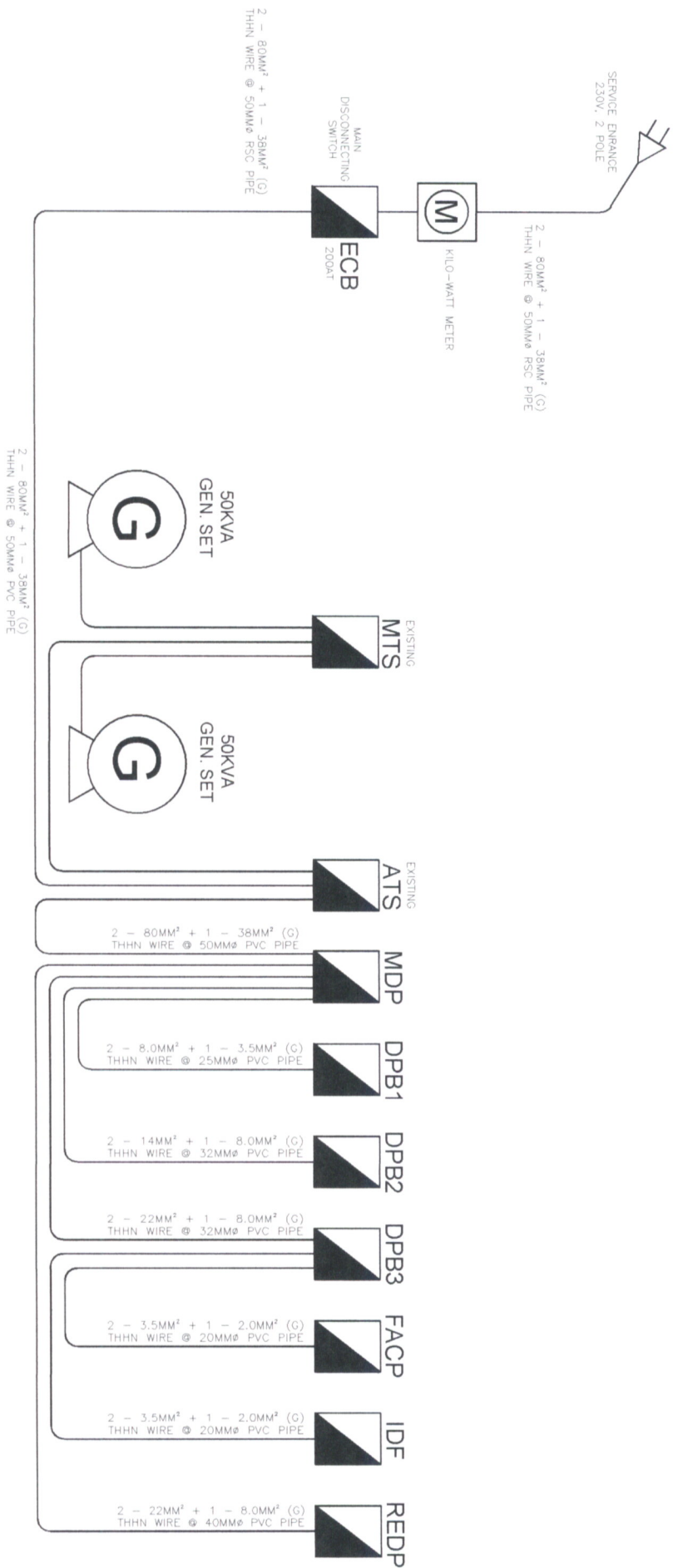




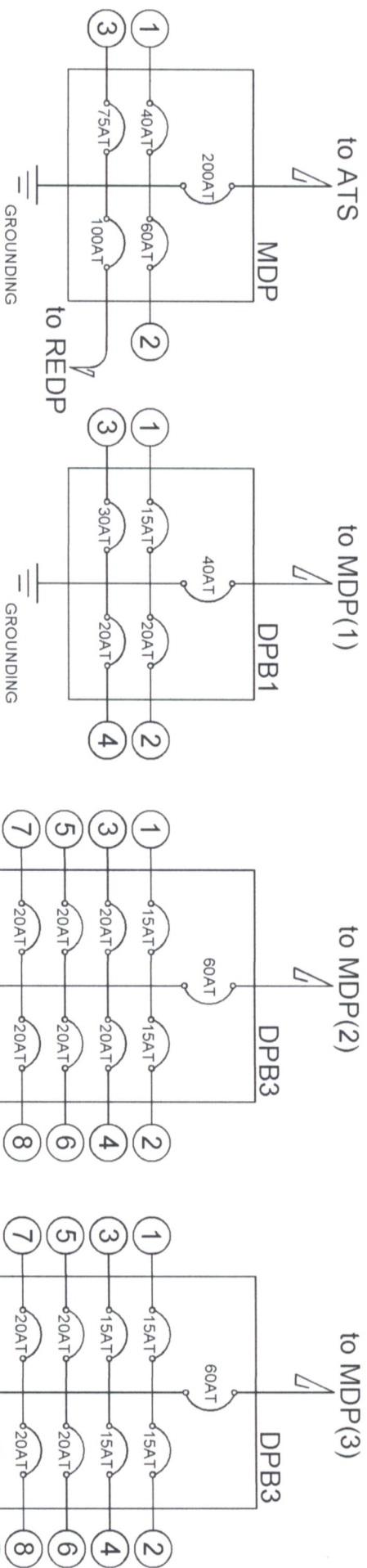
1  
E-5  
FIRE ALARM SYSTEM LAYOUT  
SCALE 1:120MTS

|   |  |   |  |  |  |
|---|--|---|--|--|--|
|  |  | OWNER   |  | NATHANIEL T. SERVANDO, Ph.D.<br>ADMINISTRATOR  |  |
| ENGINEER  |  | <br>ARIEL N. GALLEGO JR.<br>WP-SIL MEEML MEES ETSD |  | LICENSE NO. 006729<br>VALID UNTIL 01/13/2025<br>PTR NO. <input checked="" type="checkbox"/>                          |  |
| ENGINEER  |  | <br>ROMEO M. PELAGIO<br>CHIEF MEES ETSD          |  | LICENSE NO. 004655<br>VALID UNTIL <input checked="" type="checkbox"/><br>PTR NO. <input checked="" type="checkbox"/> |  |
| PROJECT TITLE   |  | IMPROVEMENT/REHABILITATION OF BAGUIO<br>RADAR OFFICE BUILDING, OFFICE<br>QUARTERS AND POWER HOUSE                                   |  |  |  |
| SHEET CONTENT   |  | FIRE ALARM SYSTEM LAYOUT  |  |  |  |
| DRAWN BY  |  | ARIEL N. GALLEGO JR.<br>                         |  | DATE:  |  |
| CHECKED BY:   |  |   |  |  |  |
| DATE:   |  |   |  |  |  |
| REVISIONS   |  | DATE:   |  |  |  |
|   |  |   |  |  |  |
|   |  |   |  |  |  |
|   |  |   |  |  |  |
| SHEET NO.   |  | E/5   |  |  |  |
| ELECTRICAL  |  |   |  |  |  |






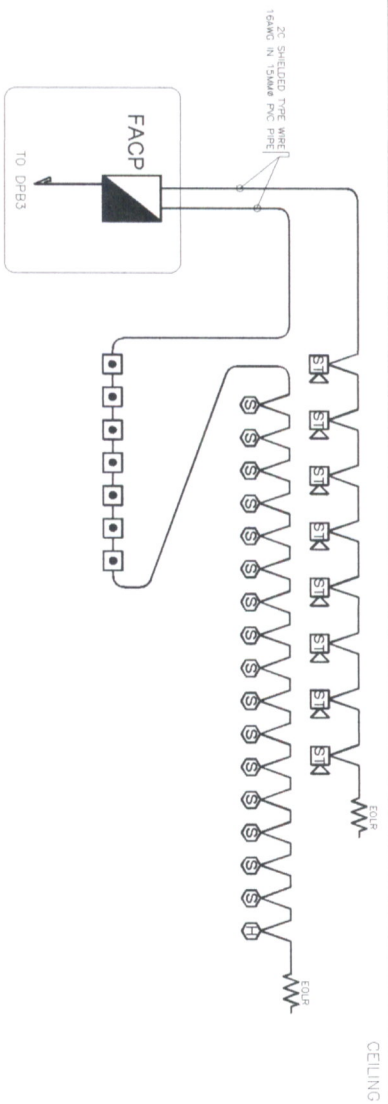
1 RISER DIAGRAM  
E-6 SCALE NTS



2 PANEL BOARD DETAIL  
E-6 SCALE NTS

|   |  |  |  |                                      |  |   |  |                                     |  |                      |  |          |  |           |  |            |  |
|---|--|--|--|--------------------------------------|--|---|--|-------------------------------------|--|----------------------|--|----------|--|-----------|--|------------|--|
|  |  | OWNER  |  | ENGINEER                             |  | ENGINEER  |  | PROJECT TITLE                       |  | SHEET CONTENT        |  | DRAWN BY |  | REVISIONS |  | SHEET NO.  |  |
| NATHANIEL T. SERVANDO, Ph.D.<br>ADMINISTRATOR                                     |  | ARIEL N. GALLEGO JR.<br>WFSH MEMBU MEES ETSD |  | ROMEO M. PELLAGIO<br>CHIEF MEES ETSD |  | IMPROVEMENT/REHABILITATION OF BAGUIO<br>RADAR OFFICE BUILDING, OFFICE<br>QUARTERS AND POWER HOUSE |  | RISER DIAGRAM<br>PANEL BOARD DETAIL |  | ARIEL N. GALLEGO JR. |  | DATE     |  |           |  | E/6        |  |
| LICENSE NO. 0057289   |  | VALID UNTIL 01/12/2025                       |  | LICENSE NO. 0043986                  |  | VALID UNTIL   |  |                                     |  | CHECKED BY:          |  |          |  |           |  | ELECTRICAL |  |
| PFR NO.   |  | DATE ISSUED                                  |  | PFR NO.                              |  | DATE ISSUED   |  |                                     |  | DATE                 |  |          |  |           |  |            |  |



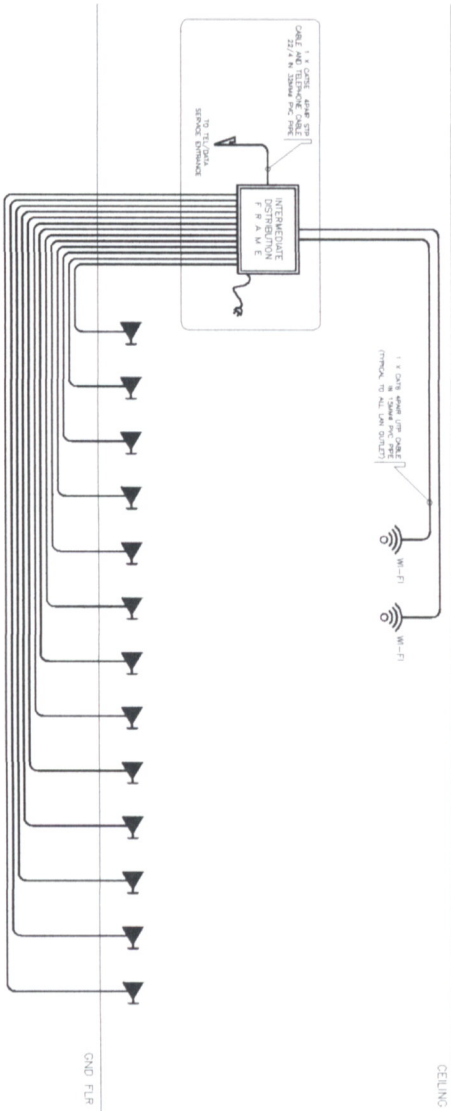


- NOTES:
1. THE PURPOSE OF THIS SCHEMATIC IS TO PROVIDE GENERAL CONCEPT AND PRINCIPLE OF THE PROPOSED FIRE DETECTION AND ALARM SYSTEM.
  2. EQUIPMENT AND DEVICES REFLECTED ON THE PLANS ARE TO BE SUPPLIED BY THE CONTRACTOR. THE CONTRACTOR SHALL INSTALL THE COMPLETE SYSTEM INCLUDING DIFFERENT MODELS AND SOFTWARE PROGRAMMING AS MAY BE REQUIRED BY THE CONTRACTOR FOR THE SUCCESSFUL OPERATION OF THE SYSTEM.
  3. THE CAPACITY OF THE FAACP SHALL BE AS MANUFACTURER AND HAVE AT LEAST 1 SHARD SENSING LINE CIRCUIT (SLC) LOOP AND A BACK-UP BATTERY.
- LEGEND:
- ③ - ADDRESSABLE PHOTOELECTRIC SMOKE DETECTOR
  - ④ - HEAT DETECTOR
  - ⑤ - FIRE ALARM HORN WITH STROBE LIGHT
  - ⑥ - ADDRESSABLE MANUAL CALL POINT

1 FIRE ALARM SYSTEM RISER DIAGRAM

SCALE E-7

NTS

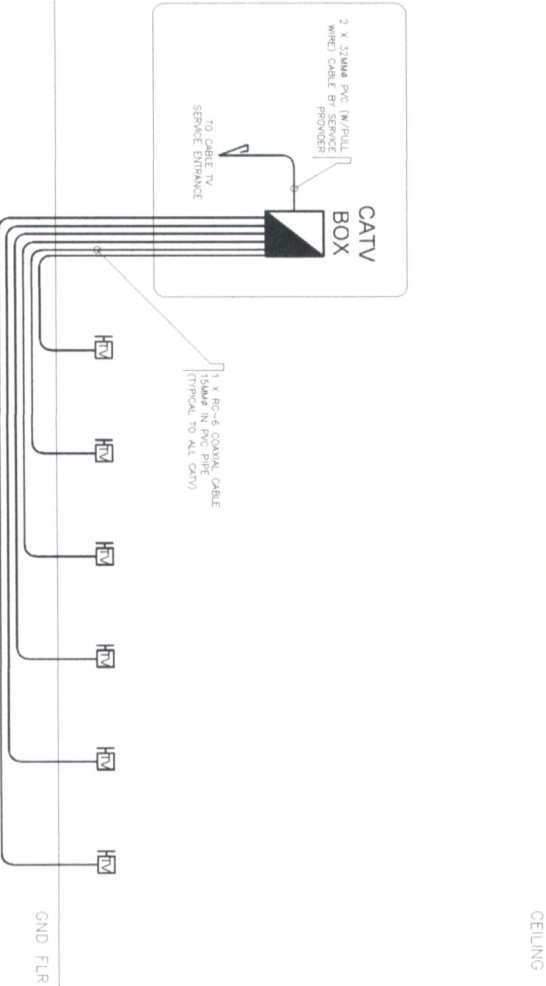


- NOTES:
1. QUANTITY AND LOCATIONS OF DEVICES ARE INDICATIVE ONLY. THE CONTRACTOR SHALL BE RESPONSIBLE FOR THE MONITORING ENGINEER.
  2. ACTUAL SIZES OF PULL BOXES, TERMINAL BOARDS, CONTROL PANELS, ETC. SHALL BE DETERMINED UPON THE CONTRACTOR'S REVIEW OF THE SPECIFICATIONS OF THE CONTRACTOR.
  3. THE CONTRACTOR SHALL BE RESPONSIBLE FOR THE RISER DIAGRAM TO SUIT THE SUPPLIED EQUIPMENT.
- LEGEND:
- ③ - LAM OUTLET (1" x 2")
  - ④ - WIRE OUTLET (1" x 2")
- CONDUCTOR CAPACITY TABLE
- | TYPE OF WIRE       | 20mm  | 25mm  | 32mm  |
|--------------------|-------|-------|-------|
| CABLE (100% CABLE) | 1 - 2 | 3 - 4 | 5 - 6 |

3 NETWORK RISER DIAGRAM

SCALE E-7

NTS



- NOTES:
1. QUANTITY AND LOCATIONS OF DEVICES ARE INDICATIVE ONLY. THE CONTRACTOR SHALL BE RESPONSIBLE FOR THE MONITORING ENGINEER.
  2. ACTUAL SIZES OF PULL BOXES, TERMINAL BOARDS, CONTROL PANELS, ETC. SHALL BE DETERMINED UPON THE CONTRACTOR'S REVIEW OF THE SPECIFICATIONS OF THE CONTRACTOR.
  3. THE CONTRACTOR AND THE SUPPLIER CAN MODIFY THE RISER DIAGRAM TO SUIT THE SUPPLIED EQUIPMENT.
- LEGEND:
- ③ - SINGLE PORT TV OUTLET (1" x 6")

2 CATV RISER DIAGRAM

SCALE E-7

NTS

| OWNER   | ENGINEER   | ENGINEER                                   | PROJECT TITLE   | SHEET CONTENT | DRAWN BY                                     | REVISIONS | SHEET NO.         |
|---|--|--|---|---------------|--|-----------|-------------------|
| NATHANIEL T. SERVANDO, Ph.D.<br>ADMINISTRATOR | ARIEL N. GALLEGO JR.<br>WFS-II, MECHANICALS ETSO | ROMEO M. PELAGIO<br>CHIEF MECHANICALS ETSO | IMPROVEMENT/REHABILITATION OF BAGUIO RADAR OFFICE BUILDING, OFFICE QUARTERS AND POWER HOUSE | AS SHOWN      | ARIEL N. GALLEGO JR.<br>CHECKED BY:<br>DATE: |           | E/7<br>ELECTRICAL |
|   | LICENSE NO. 0027209<br>PTR NO.                   | LICENSE NO. 0006068<br>PTR NO.             | LOCATION:<br>MT. STO. THOMAS, TUBA, BENGUET   |               |  |           |                   |
|   | VALID UNTIL: 01/10/2025<br>DATE ISSUED           | VALID UNTIL:<br>DATE ISSUED                |   |               |  |           |                   |



| PANEL:   | MOP          |                |                |                |                 |           |        |       |   |   | MAIN: 200A1 MCCB, 2P, 240VAC, 60HZ, 36KAIC                      |           |    |            |            |          |  |  |  |  |
|--|--------------|----------------|----------------|----------------|-----------------|-----------|--------|-------|---|---|---|-----------|----|------------|------------|----------|--|--|--|--|
| MOUNTING:  | SURFACE TYPE |                |                |                |                 |           |        |       |   |   | FEEDER: 2-80mm <sup>2</sup> + 1-38mm <sup>2</sup> (5) THHN WIRE |           |    |            |            |          |  |  |  |  |
| ENCLOSURE:   | NEMA 3       |                |                |                |                 |           |        |       |   |   | CONDUIT: 50MMØ PVC PIPE   |           |    |            |            |          |  |  |  |  |
| LOCATION:  | POWERHOUSE   |                |                |                |                 |           |        |       |   |   |   |           |    |            |            |          |  |  |  |  |
| CKT. NO.   | DESCRIPTION  | SWITCHES       |                |                |                 | L.O. C.O. | A      | V     | VA  | WIRE SIZE (THHN)                              | PIPE (PVC)  | CB RATING |    |            | LOADS      | LOCATION |  |  |  |  |
|  |              | S <sub>1</sub> | S <sub>2</sub> | S <sub>3</sub> | S <sub>SW</sub> |           |        |       |   |   |   | AT        | P  | KAIC       |            |          |  |  |  |  |
| 1  | DPB1         |                |                |                |                 | 21.63     | 230    | 5022  | 2-8.0mm <sup>2</sup> + 1-3.5mm <sup>2</sup> (3) | 25Ø   | 40  | 2         | 30 | POWERHOUSE | POWERHOUSE |          |  |  |  |  |
| 2  | DPB2         |                |                |                |                 | 67.70     | 230    | 15570 | 2-14mm <sup>2</sup> + 1-8.0mm <sup>2</sup> (6)  | 32Ø   | 60  | 2         | 30 | POWERHOUSE | POWERHOUSE |          |  |  |  |  |
| 3  | DPB3         |                |                |                |                 | 67.45     | 230    | 15514 | 2-22mm <sup>2</sup> + 1-8.0mm <sup>2</sup> (6)  | 32Ø   | 75  | 2         | 30 | POWERHOUSE | POWERHOUSE |          |  |  |  |  |
| 4  | R1P1P        |                |                |                |                 | 96.96     | 230    | 20000 | 2-22mm <sup>2</sup> + 1-8.0mm <sup>2</sup> (6)  | 40Ø   | 100   | 2         | 30 | POWERHOUSE | POWERHOUSE |          |  |  |  |  |
| TOTAL  |              | 0              | 0              | 0              | 0               | 0         | 243.94 | 230   | 56106   | 2-80mm <sup>2</sup> + 1-38mm <sup>2</sup> (5) | 50Ø   | 200       | 2  | 36         | POWERHOUSE |          |  |  |  |  |
| buck = 243.94A x 70%DF = 170.76A   |              |                |                |                |                 |           |        |       |   |   |   |           |    |            |            |          |  |  |  |  |
| Feeder Size: buck = 170.76A + 25%(16.94A) = 175A                                 |              |                |                |                |                 |           |        |       |   |   |   |           |    |            |            |          |  |  |  |  |
| PROVIDE: 2-80mm <sup>2</sup> + 1-38mm <sup>2</sup> (5) THHN Wire @50mmØ PVC Pipe |              |                |                |                |                 |           |        |       |   |   |   |           |    |            |            |          |  |  |  |  |
| Circuit Breaker Size: buck = 170.76A + 16.94A + 250%(16.94A) = 196.20A           |              |                |                |                |                 |           |        |       |   |   |   |           |    |            |            |          |  |  |  |  |
| PROVIDE: 200A1 MCCB, 36KAIC, 2P, 240VAC, 60HZ, BOLT-ON                           |              |                |                |                |                 |           |        |       |   |   |   |           |    |            |            |          |  |  |  |  |

| PANEL: DPB2   | MAIN: 60A1 MCCB, 2P, 240VAC, 60HZ, 25KAIC                        |                |                |                |                 |      |      |       |     |       |   |            |           |   |      |   |            |
|---|--|----------------|----------------|----------------|-----------------|------|------|-------|-----|-------|---|------------|-----------|---|------|---|------------|
| MOUNTING: SURFACE TYPE  | FEEDER: 2-14mm <sup>2</sup> + 1-8.0mm <sup>2</sup> (6) THHN WIRE |                |                |                |                 |      |      |       |     |       |   |            |           |   |      |   |            |
| ENCLOSURE: NEMA 3   | CONDUIT: 32MMØ PVC PIPE  |                |                |                |                 |      |      |       |     |       |   |            |           |   |      |   |            |
| LOCATION: PANTRY  |  |                |                |                |                 |      |      |       |     |       |   |            |           |   |      |   |            |
| CKT. NO.  | DESCRIPTION  | SWITCHES       |                |                |                 | L.O. | C.O. | A     | V   | VA    | WIRE SIZE (THHN)                                | PIPE (PVC) | CB RATING |   |      | LOADS   | LOCATION   |
|   |  | S <sub>1</sub> | S <sub>2</sub> | S <sub>3</sub> | S <sub>SW</sub> |      |      |       |     |       |   |            | AT        | P | KAIC |   |            |
| 1   | LIGHTING OUTLET  | 6              | 1              |                |                 | 1/4  |      | 1.65  | 230 | 380   | 2-3.5mm <sup>2</sup> + 1-2.0mm <sup>2</sup> (6) | 20Ø        | 15        | 2 | 10   | 2-3.5mm <sup>2</sup> + 1-2.0mm <sup>2</sup> (6) | POWERHOUSE |
| 2   | LIGHTING OUTLET  | 5              |                |                |                 | 10   |      | 1.17  | 230 | 270   | 2-3.5mm <sup>2</sup> + 1-2.0mm <sup>2</sup> (6) | 20Ø        | 15        | 2 | 10   | 2-3.5mm <sup>2</sup> + 1-2.0mm <sup>2</sup> (6) | POWERHOUSE |
| 3   | POWER OUTLET   |                |                |                |                 |      | 10   | 7.83  | 230 | 1600  | 2-3.5mm <sup>2</sup> + 1-2.0mm <sup>2</sup> (6) | 20Ø        | 20        | 2 | 10   | 2-3.5mm <sup>2</sup> + 1-2.0mm <sup>2</sup> (6) | POWERHOUSE |
| 4   | POWER OUTLET   |                |                |                |                 |      | 9    | 7.04  | 230 | 1620  | 2-3.5mm <sup>2</sup> + 1-2.0mm <sup>2</sup> (6) | 20Ø        | 20        | 2 | 10   | 2-3.5mm <sup>2</sup> + 1-2.0mm <sup>2</sup> (6) | POWERHOUSE |
| 5   | POWER OUTLET   |                |                |                |                 |      | 9    | 13.04 | 230 | 3000  | 2-3.5mm <sup>2</sup> + 1-2.0mm <sup>2</sup> (6) | 20Ø        | 20        | 2 | 10   | 2-3.5mm <sup>2</sup> + 1-2.0mm <sup>2</sup> (6) | POWERHOUSE |
| 6   | WATER HEATER   |                |                |                |                 |      | 1    | 15.22 | 230 | 3500  | 2-3.5mm <sup>2</sup> + 1-2.0mm <sup>2</sup> (6) | 20Ø        | 20        | 2 | 10   | 2-3.5mm <sup>2</sup> + 1-2.0mm <sup>2</sup> (6) | POWERHOUSE |
| 7   | WATER HEATER   |                |                |                |                 |      | 1    | 15.22 | 230 | 3500  | 2-3.5mm <sup>2</sup> + 1-2.0mm <sup>2</sup> (6) | 20Ø        | 20        | 2 | 10   | 2-3.5mm <sup>2</sup> + 1-2.0mm <sup>2</sup> (6) | POWERHOUSE |
| 8   | SPARE  |                |                |                |                 |      |      | 6.52  | 230 | 1500  | N/A   | N/A        | 20        | 2 | 10   | N/A   | POWERHOUSE |
| TOTAL   |  | 11             | 1              | 0              | 0               | 24   | 23   | 67.70 | 230 | 15570 | 2-14mm <sup>2</sup> + 1-8.0mm <sup>2</sup> (6)  | 32Ø        | 60        | 2 | 30   | N/A   | POWERHOUSE |
| buck = 67.70A x 70%DF = 47.39A  |  |                |                |                |                 |      |      |       |     |       |   |            |           |   |      |   |            |
| Feeder Size: buck = 47.39A x 75% = 59.23A   |  |                |                |                |                 |      |      |       |     |       |   |            |           |   |      |   |            |
| PROVIDE: 2-14mm <sup>2</sup> + 1-8.0mm <sup>2</sup> (6) THHN Wire @32mmØ PVC Pipe |  |                |                |                |                 |      |      |       |     |       |   |            |           |   |      |   |            |
| Circuit Breaker Size: buck = 47.39A x 75% = 59.23A                                |  |                |                |                |                 |      |      |       |     |       |   |            |           |   |      |   |            |
| PROVIDE: 60A1 MCCB, 30KAIC, 2P, 240VAC, 60HZ, BOLT-ON                             |  |                |                |                |                 |      |      |       |     |       |   |            |           |   |      |   |            |

| PANEL: DPB1  | MAIN: 40A1 MCCB, 2P, 240VAC, 60HZ, 25KAIC                         |                |                |                |                 |           |      |       |      |   |   |           |    |      |   |   |            |
|--|---|----------------|----------------|----------------|-----------------|-----------|------|-------|------|---|---|-----------|----|------|---|---|------------|
| MOUNTING: SURFACE TYPE   | FEEDER: 2-8.0mm <sup>2</sup> + 1-3.5mm <sup>2</sup> (6) THHN WIRE |                |                |                |                 |           |      |       |      |   |   |           |    |      |   |   |            |
| ENCLOSURE: NEMA 3  | CONDUIT: 25MMØ PVC PIPE   |                |                |                |                 |           |      |       |      |   |   |           |    |      |   |   |            |
| LOCATION: POWERHOUSE   |   |                |                |                |                 |           |      |       |      |   |   |           |    |      |   |   |            |
| CKT. NO.   | DESCRIPTION   | SWITCHES       |                |                |                 | L.O. C.O. | A    | V     | VA   | WIRE SIZE (THHN)                                | PIPE (PVC)                                      | CB RATING |    |      | LOADS   | LOCATION  |            |
|  |   | S <sub>1</sub> | S <sub>2</sub> | S <sub>3</sub> | S <sub>SW</sub> |           |      |       |      |   |   | AT        | P  | KAIC |   |   |            |
| 1  | LIGHTING OUTLET   | 2              |                | 1              | 2               | 24        | 2.00 | 220   | 440  | 2-3.5mm <sup>2</sup> + 1-2.0mm <sup>2</sup> (6) | 20Ø   | 15        | 2  | 10   | 2-3.5mm <sup>2</sup> + 1-2.0mm <sup>2</sup> (6) | POWERHOUSE                                      |            |
| 2  | POWER OUTLET  |                |                |                |                 | 5         | 3.91 | 220   | 900  | 2-3.5mm <sup>2</sup> + 1-2.0mm <sup>2</sup> (6) | 20Ø   | 20        | 2  | 10   | 2-3.5mm <sup>2</sup> + 1-2.0mm <sup>2</sup> (6) | POWERHOUSE                                      |            |
| 3  | 2HP WATER PUMP  |                |                |                |                 |           | 9.40 | 220   | 2062 | 2-3.5mm <sup>2</sup> + 1-2.0mm <sup>2</sup> (6) | 20Ø   | 30        | 2  | 10   | 2-3.5mm <sup>2</sup> + 1-2.0mm <sup>2</sup> (6) | POWERHOUSE                                      |            |
| 4  | SPARE   |                |                |                |                 |           | 6.52 | 220   | 1500 | N/A   | N/A   | 20        | 2  | 10   | N/A   | POWERHOUSE                                      |            |
| TOTAL  |   | 2              | 0              | 1              | 2               | 24        | 5    | 21.83 | 230  | 5022  | 2-8.0mm <sup>2</sup> + 1-3.5mm <sup>2</sup> (6) | 25Ø       | 40 | 2    | 25  | 2-8.0mm <sup>2</sup> + 1-3.5mm <sup>2</sup> (6) | POWERHOUSE |
| buck = 21.83A x 70%DF = 15.28A   |   |                |                |                |                 |           |      |       |      |   |   |           |    |      |   |   |            |
| Feeder Size: buck = 15.28A + 25%(2A) = 18.28A                                      |   |                |                |                |                 |           |      |       |      |   |   |           |    |      |   |   |            |
| PROVIDE: 2-8.0mm <sup>2</sup> + 1-3.5mm <sup>2</sup> (6) THHN Wire @25mmØ PVC Pipe |   |                |                |                |                 |           |      |       |      |   |   |           |    |      |   |   |            |
| Circuit Breaker Size: buck = 15.28A + 2A + 250%(2A) = 33.28A                       |   |                |                |                |                 |           |      |       |      |   |   |           |    |      |   |   |            |
| PROVIDE: 40A1 MCCB, 30KAIC, 2P, 240VAC, 60HZ, BOLT-ON                              |   |                |                |                |                 |           |      |       |      |   |   |           |    |      |   |   |            |

| PANEL: DPB3            | MAIN: 75A1 MCCB, 2P, 240VAC, 60HZ, 30KAIC                        |                |                |                |                 |      |      |      |     |     |   |            |           |   |      |   |          |
|------------------------|--|----------------|----------------|----------------|-----------------|------|------|------|-----|-----|---|------------|-----------|---|------|---|----------|
| MOUNTING: SURFACE TYPE | FEEDER: 2-22mm <sup>2</sup> + 1-8.0mm <sup>2</sup> (6) THHN WIRE |                |                |                |                 |      |      |      |     |     |   |            |           |   |      |   |          |
| ENCLOSURE: NEMA 3      | CONDUIT: 32MMØ PVC PIPE  |                |                |                |                 |      |      |      |     |     |   |            |           |   |      |   |          |
| LOCATION: STORAGE ROOM |  |                |                |                |                 |      |      |      |     |     |   |            |           |   |      |   |          |
| CKT. NO.               | DESCRIPTION  | SWITCHES       |                |                |                 | L.O. | C.O. | A    | V   | VA  | WIRE SIZE (THHN)                                | PIPE (PVC) | CB RATING |   |      | LOADS   | LOCATION |
|                        |  | S <sub>1</sub> | S <sub>2</sub> | S <sub>3</sub> | S <sub>SW</sub> |      |      |      |     |     |   |            | AT        | P | KAIC |   |          |
| 1                      | LIGHTING OUTLET  |                | 2              |                |                 | 20   |      | 2.91 | 230 | 670 | 2-2.0mm <sup>2</sup> + 1-2.0mm <sup>2</sup> (6) | 20Ø        | 15        | 2 | 10   | 1-2.0mm <sup>2</sup> + 1-2.0mm <sup>2</sup> (6) + 1-2.0mm <sup>2</sup> (6) + 1-2.0mm <sup>2</sup> (6) + 1-2.0mm <sup>2</sup> (6) + 1-2.0mm <sup>2</sup> (6) + 1-2.0mm <sup>2</sup> (6) + 1-2.0mm <sup>2</sup> (6) + 1-2.0mm <sup>2</sup> (6) + 1-2.0mm <sup>2</sup> (6) + 1-2.0mm <sup>2</sup> (6) + 1-2.0mm <sup>2</sup> (6) + 1-2.0mm <sup>2</sup> (6) + 1-2.0mm <sup>2</sup> (6) + 1-2.0mm <sup>2</sup> (6) + 1-2.0mm <sup>2</sup> (6) + 1-2.0mm <sup>2</sup> (6) + 1-2.0mm <sup>2</sup> (6) + 1-2.0mm <sup>2</sup> (6) + 1-2.0mm <sup>2</sup> (6) + 1-2.0mm <sup>2</sup> (6) + 1-2.0mm <sup>2</sup> (6) + 1-2.0mm <sup>2</sup> (6) + 1-2.0mm <sup>2</sup> (6) + 1-2.0mm <sup>2</sup> (6) + 1-2.0mm <sup>2</sup> (6) + 1-2.0mm <sup>2</sup> (6) + 1-2.0mm <sup>2</sup> (6) + 1-2.0mm <sup>2</sup> (6) + 1-2.0mm <sup>2</sup> (6) + 1-2.0mm <sup>2</sup> (6) + 1-2.0mm <sup>2</sup> (6) + 1-2.0mm <sup>2</sup> (6) + 1-2.0mm <sup>2</sup> (6) + 1-2.0mm <sup>2</sup> (6) + 1-2.0mm <sup>2</sup> (6) + 1-2.0mm <sup>2</sup> (6) + 1-2.0mm <sup>2</sup> (6) + 1-2.0mm <sup>2</sup> (6) + 1-2.0mm <sup>2</sup> (6) + 1-2.0mm <sup>2</sup> (6) + 1-2.0mm <sup>2</sup> (6) + 1-2.0mm <sup>2</sup> (6) + 1-2.0mm <sup>2</sup> (6) + 1-2.0mm <sup>2</sup> (6) + 1-2.0mm <sup>2</sup> (6) + 1-2.0mm <sup>2</sup> (6) + 1-2.0mm <sup>2</sup> (6) + 1-2.0mm <sup>2</sup> (6) + 1-2.0mm <sup>2</sup> (6) + 1-2.0mm <sup>2</sup> (6) + 1-2.0mm <sup>2</sup> (6) + 1-2.0mm <sup>2</sup> (6) + 1-2.0mm <sup>2</sup> (6) + 1-2.0mm <sup>2</sup> (6) + 1-2.0mm <sup>2</sup> (6) + 1-2.0mm <sup>2</sup> (6) + 1-2.0mm <sup>2</sup> (6) + 1-2.0mm <sup>2</sup> (6) + 1-2.0mm <sup>2</sup> (6) + 1-2.0mm <sup>2</sup> (6) + 1-2.0mm <sup>2</sup> (6) + 1-2.0mm <sup>2</sup> (6) + 1-2.0mm <sup>2</sup> (6) + 1-2.0mm <sup>2</sup> (6) + 1-2.0mm <sup>2</sup> (6) + 1-2.0mm <sup>2</sup> (6) + 1-2.0mm <sup>2</sup> (6) + 1-2.0mm <sup>2</sup> (6) + 1-2.0mm <sup>2</sup> (6) + 1-2.0mm <sup>2</sup> (6) + 1-2.0mm <sup>2</sup> (6) + 1-2.0mm <sup>2</sup> (6) + 1-2.0mm <sup>2</sup> (6) + 1-2.0mm <sup>2</sup> (6) + 1-2.0mm <sup>2</sup> (6) + 1-2.0mm <sup>2</sup> (6) + 1-2.0mm <sup>2</sup> (6) + 1-2.0mm <sup>2</sup> (6) + 1-2.0mm <sup>2</sup> (6) + 1-2.0mm <sup>2</sup> (6) + 1-2.0mm <sup>2</sup> (6) + 1-2.0mm <sup>2</sup> (6) + 1-2.0mm <sup>2</sup> (6) + 1-2.0mm <sup>2</sup> (6) + 1-2.0mm <sup>2</sup> (6) + 1-2.0mm <sup>2</sup> (6) + 1-2.0mm <sup>2</sup> (6) + 1-2.0mm <sup>2</sup> (6) + 1-2.0mm <sup>2</sup> (6) + 1-2.0mm <sup>2</sup> (6) + 1-2.0mm <sup>2</sup> (6) + 1-2.0mm <sup>2</sup> (6) + 1-2.0mm <sup>2</sup> (6) + 1-2.0mm <sup>2</sup> (6) + 1-2.0mm <sup>2</sup> (6) + 1-2.0mm <sup>2</sup> (6) + 1-2.0mm <sup>2</sup> (6) + 1-2.0mm <sup>2</sup> (6) + 1-2.0mm <sup>2</sup> (6) + 1-2.0mm <sup>2</sup> (6) + 1-2.0mm <sup>2</sup> (6) + 1-2.0mm <sup>2</sup> (6) + 1-2.0mm <sup>2</sup> (6) + 1-2.0mm <sup>2</sup> (6) + 1-2.0mm <sup>2</sup> (6) + 1-2.0mm <sup>2</sup> (6) + 1-2.0mm <sup>2</sup> (6) + 1-2.0mm <sup>2</sup> (6) + 1-2.0mm <sup>2</sup> (6) + 1-2.0mm <sup>2</sup> (6) + 1-2.0mm <sup>2</sup> (6) + 1-2.0mm <sup>2</sup> (6) + 1-2.0mm <sup>2</sup> (6) + 1-2.0mm <sup>2</sup> (6) + 1-2.0mm <sup>2</sup> (6) + 1-2.0mm <sup>2</sup> (6) + 1-2.0mm <sup>2</sup> (6) + 1-2.0mm <sup>2</sup> (6) + 1-2.0mm <sup>2</sup> (6) + 1-2.0mm <sup>2</sup> (6) + 1-2.0mm <sup>2</sup> (6) + 1-2.0mm <sup>2</sup> (6) + 1-2.0mm <sup>2</sup> (6) + 1-2.0mm <sup>2</sup> (6) + 1-2.0mm <sup>2</sup> (6) + 1-2.0mm <sup>2</sup> (6) + 1-2.0mm <sup>2</sup> (6) + 1-2.0mm <sup>2</sup> (6) + 1-2.0mm <sup>2</sup> (6) + 1-2.0mm <sup>2</sup> (6) + 1-2.0mm <sup>2</sup> (6) + 1-2.0mm <sup>2</sup> (6) + 1-2.0mm <sup>2</sup> (6) + 1-2.0mm <sup>2</sup> (6) + 1-2.0mm <sup>2</sup> (6) + 1-2.0mm <sup>2</sup> (6) + 1-2.0mm <sup>2</sup> (6) + 1-2.0mm <sup>2</sup> (6) + 1-2.0mm <sup>2</sup> (6) + 1-2.0mm <sup>2</sup> (6) + 1-2.0mm <sup>2</sup> (6) + 1-2.0mm <sup>2</sup> (6) + 1-2.0mm <sup>2</sup> (6) + 1-2.0mm <sup>2</sup> (6) + 1-2.0mm <sup>2</sup> (6) + 1-2.0mm <sup>2</sup> (6) + 1-2.0mm <sup>2</sup> (6) + 1-2.0mm <sup>2</sup> (6) + 1-2.0mm <sup>2</sup> (6) + 1-2.0mm <sup>2</sup> (6) + 1-2.0mm <sup>2</sup> (6) + 1-2.0mm <sup>2</sup> (6) + 1-2.0mm <sup>2</sup> (6) + 1-2.0mm <sup>2</sup> (6) + 1-2.0mm <sup>2</sup> (6) + 1-2.0mm <sup>2</sup> (6) + 1-2.0mm <sup>2</sup> (6) + 1-2.0mm <sup>2</sup> (6) + 1-2.0mm <sup>2</sup> (6) + 1-2.0mm <sup>2</sup> (6) + 1-2.0mm <sup>2</sup> (6) + 1-2.0mm <sup>2</sup> (6) + 1-2.0mm <sup>2</sup> (6) + 1-2.0mm <sup>2</sup> (6) + 1-2.0mm <sup>2</sup> (6) + 1-2.0mm <sup>2</sup> (6) + 1-2.0mm <sup>2</sup> (6) + 1-2.0mm <sup>2</sup> (6) + 1-2.0mm <sup>2</sup> (6) + 1-2.0mm <sup>2</sup> (6) + 1-2.0mm <sup>2</sup> (6) + 1-2.0mm <sup>2</sup> (6) + 1-2.0mm <sup>2</sup> (6) + 1-2.0mm <sup>2</sup> (6) + 1-2.0mm <sup>2</sup> (6) + 1-2.0mm <sup>2</sup> (6) + 1-2.0mm <sup>2</sup> (6) + 1-2.0mm <sup>2</sup> (6) + 1-2.0mm <sup>2</sup> (6) + 1-2.0mm <sup>2</sup> (6) + 1-2.0mm <sup>2</sup> (6) + 1-2.0mm <sup>2</sup> (6) + 1-2.0mm <sup>2</sup> (6) + 1-2.0mm <sup>2</sup> (6) + 1-2.0mm <sup>2</sup> (6) + 1-2.0mm <sup>2</sup> (6) + 1-2.0mm <sup>2</sup> (6) + 1-2.0mm <sup>2</sup> (6) + 1-2.0mm <sup>2</sup> (6) + 1-2.0mm <sup>2</sup> (6) + 1-2.0mm <sup>2</sup> (6) + 1-2.0mm <sup>2</sup> (6) + 1-2.0mm <sup>2</sup> (6) + 1-2.0mm <sup>2</sup> (6) + 1-2.0mm <sup>2</sup> (6) + 1-2.0mm <sup>2</sup> (6) + 1-2.0mm <sup>2</sup> (6) + 1-2.0mm <sup>2</sup> (6) + 1-2.0mm <sup>2</sup> (6) + 1-2.0mm <sup>2</sup> (6) + 1-2.0mm <sup>2</sup> (6) + 1-2.0mm <sup>2</sup> (6) + 1-2.0mm <sup>2</sup> (6) + 1-2.0mm <sup>2</sup> (6) + 1-2.0mm <sup>2</sup> (6) + 1-2.0mm <sup>2</sup> (6) + 1-2.0mm <sup>2</sup> (6) + 1-2.0mm <sup>2</sup> (6) + 1-2.0mm <sup>2</sup> (6) + 1-2.0mm <sup>2</sup> (6) + 1-2.0mm <sup>2</sup> (6) + 1-2.0mm <sup>2</sup> (6) + 1-2.0mm <sup>2</sup> (6) + 1-2.0mm <sup>2</sup> (6) + 1-2.0mm <sup>2</sup> (6) + 1-2.0mm <sup>2</sup> (6) + 1-2.0mm <sup>2</sup> (6) + 1-2.0mm <sup>2</sup> (6) + 1-2.0mm <sup>2</sup> (6) + 1-2.0mm <sup>2</sup> (6) + 1-2.0mm <sup>2</sup> (6) + 1-2.0mm <sup>2</sup> (6) + 1-2.0mm <sup>2</sup> (6) + 1-2.0mm <sup>2</sup> (6) + 1-2.0mm <sup>2</sup> (6) + 1-2.0mm <sup>2</sup> (6) + 1-2.0mm <sup>2</sup> (6) + 1-2.0mm <sup>2</sup> (6) + 1-2.0mm <sup>2</sup> (6) + 1-2.0mm <sup>2</sup> (6) + 1-2.0mm <sup>2</sup> (6) + 1-2.0mm <sup>2</sup> (6) + 1-2.0mm <sup>2</sup> (6) + 1-2.0mm <sup>2</sup> (6) + 1-2.0mm <sup>2</sup> (6) + 1-2.0mm <sup>2</sup> (6) + 1-2.0mm <sup>2</sup> (6) + 1-2.0mm <sup>2</sup> (6) + 1-2.0mm <sup>2</sup> (6) + 1-2.0mm <sup>2</sup> (6) + 1-2.0mm <sup>2</sup> (6) + 1-2.0mm <sup>2</sup> (6) + 1-2.0mm <sup>2</sup> (6) + 1-2.0mm <sup>2</sup> (6) + 1-2.0mm <sup>2</sup> (6) + 1-2.0mm <sup>2</sup> (6) + 1-2.0mm <sup>2</sup> (6) + 1-2.0mm <sup>2</sup> (6) + 1-2.0mm <sup>2</sup> (6) + 1-2.0mm <sup>2</sup> (6) + 1-2.0mm <sup>2</sup> (6) + 1-2.0mm <sup>2</sup> (6) + 1-2.0mm <sup>2</sup> (6) + 1-2.0mm <sup>2</sup> (6) + 1-2.0mm <sup>2</sup> (6) + 1-2.0mm <sup>2</sup> (6) + 1-2.0mm <sup>2</sup> (6) + 1-2.0mm <sup>2</sup> (6) + 1-2.0mm <sup>2</sup> (6) + 1-2.0mm <sup>2</sup> (6) + 1-2.0mm <sup>2</sup> (6) + 1-2.0mm <sup>2</sup> (6) + 1-2.0mm <sup>2</sup> (6) + 1-2.0mm <sup>2</sup> (6) + 1-2.0mm <sup>2</sup> (6) + 1-2.0mm <sup>2</sup> (6) + 1-2.0mm <sup>2</sup> (6) + 1-2.0mm <sup>2</sup> (6) + 1-2.0mm <sup>2</sup> (6) + 1-2.0mm <sup>2</sup> (6) + 1-2.0mm <sup>2</sup> (6) + 1-2.0mm <sup>2</sup> (6) + 1-2.0mm <sup>2</sup> (6) + 1-2.0mm <sup>2</sup> (6) + 1-2.0mm <sup>2</sup> (6) + 1-2.0mm <sup>2</sup> (6) + 1-2.0mm <sup>2</sup> (6) + 1-2.0mm <sup>2</sup> (6) + 1-2.0mm <sup>2</sup> (6) + 1-2.0mm <sup>2</sup> (6) + 1-2.0mm <sup>2</sup> (6) + 1-2.0mm <sup>2</sup> (6) + 1-2.0mm <sup>2</sup> (6) + 1-2.0mm <sup>2</sup> (6) + 1-2.0mm <sup>2</sup> (6) + 1-2.0mm <sup>2</sup> (6) + 1-2.0mm <sup>2</sup> (6) + 1-2.0mm <sup>2</sup> (6) + 1-2.0mm <sup>2</sup> (6) + 1-2.0mm <sup>2</sup> (6) + 1-2.0mm <sup>2</sup> (6) + 1-2.0mm <sup>2</sup> (6) + 1-2.0mm <sup>2</sup> (6) + 1-2.0mm <sup>2</sup> (6) + 1-2.0mm <sup>2</sup> (6) + 1-2.0mm <sup>2</sup> (6) + 1-2.0mm <sup>2</sup> (6) + 1-2.0mm <sup>2</sup> (6) + 1-2.0mm <sup>2</sup> (6) + 1-2.0mm <sup>2</sup> (6) + 1-2.0mm <sup>2</sup> (6) + 1-2.0mm <sup>2</sup> (6) + 1-2.0mm <sup>2</sup> (6) + 1-2.0mm <sup>2</sup> (6) + 1-2.0mm <sup>2</sup> (6) + 1-2.0mm <sup>2</sup> (6) + 1-2.0mm <sup>2</sup> (6) + 1-2.0mm <sup>2</sup> (6) + 1-2.0mm <sup>2</sup> (6) + 1-2.0mm <sup>2</sup> (6) + 1-2.0mm <sup>2</sup> (6) + 1-2.0mm <sup>2</sup> (6) + 1-2.0mm <sup>2</sup> (6) + 1-2.0mm <sup>2</sup> (6) + 1-2.0mm <sup>2</sup> (6) + 1-2.0mm <sup>2</sup> (6) + 1-2.0mm <sup>2</sup> (6) + 1-2.0mm <sup>2</sup> (6) + 1-2.0mm <sup>2</sup> (6) + 1-2.0mm <sup>2</sup> (6) + 1-2.0mm <sup>2</sup> (6) + 1-2.0mm <sup>2</sup> (6) + 1-2.0mm <sup>2</sup> (6) + 1-2.0mm <sup>2</sup> (6) + 1-2.0mm <sup>2</sup> (6) + 1-2.0mm <sup>2</sup> (6) + 1-2.0mm <sup>2</sup> (6) + 1-2.0mm <sup>2</sup> (6) + 1-2.0mm <sup>2</sup> (6) + 1-2.0mm <sup>2</sup> (6) + 1-2.0mm <sup>2</sup> (6) + 1-2.0mm <sup>2</sup> (6) + 1-2.0mm <sup>2</sup> (6) + 1-2.0mm <sup>2</sup> (6) + 1-2.0mm <sup>2</sup> (6) + 1-2.0mm <sup>2</sup> (6) + 1-2.0mm <sup>2</sup> (6) + 1-2.0mm <sup>2</sup> (6) + 1-2.0mm <sup>2</sup> (6) + 1-2.0mm <sup>2</sup> (6) + 1-2.0mm <sup>2</sup> (6) + 1-2.0mm <sup>2</sup> (6) + 1-2.0mm <sup>2</sup> (6) + 1-2.0mm <sup>2</sup> (6) + 1-2.0mm <sup>2</sup> (6) + 1-2.0mm <sup>2</sup> (6) + 1-2.0mm <sup>2</sup> (6) + 1-2.0mm <sup>2</sup> (6) + 1-2.0mm <sup>2</sup> (6) + 1-2.0mm <sup>2</sup> (6) + 1-2.0mm <sup>2</sup> (6) + 1-2.0mm <sup>2</sup> (6) + 1-2.0mm <sup>2</sup> (6) + 1-2.0mm <sup>2</sup> (6) + 1-2.0mm <sup>2</sup> (6) + 1-2.0mm <sup>2</sup> (6) + 1-2.0mm <sup>2</sup> (6) + 1-2.0mm <sup>2</sup> (6) + 1-2.0mm <sup>2</sup> (6) + 1-2.0mm <sup>2</sup> (6) + 1-2.0mm <sup>2</sup> (6) + 1-2.0mm <sup>2</sup> (6) + 1-2.0mm <sup>2</sup> (6) + 1-2.0mm <sup>2</sup> (6) + 1-2.0mm <sup>2</sup> (6) + 1-2.0mm <sup>2</sup> (6) + 1-2.0mm <sup>2</sup> (6) + 1-2.0mm <sup>2</sup> (6) + 1-2.0mm <sup>2</sup> (6) + 1-2.0mm <sup>2</sup> (6) + 1-2.0mm <sup>2</sup> (6) + 1-2.0mm <sup>2</sup> (6) + 1-2.0mm <sup>2</sup> (6) + 1-2.0mm <sup>2</sup> (6) + 1-2.0mm <sup>2</sup> (6) + 1-2.0mm <sup>2</sup> (6) + 1-2.0mm <sup>2</sup> (6) + 1-2.0mm <sup>2</sup> (6) + 1-2.0mm <sup>2</sup> (6) + 1-2.0mm <sup>2</sup> (6) + 1-2.0mm <sup>2</sup> (6) + 1-2.0mm <sup>2</sup> (6) + 1-2.0mm <sup>2</sup> (6) + 1-2.0mm <sup>2</sup> (6) + 1-2.0mm <sup>2</sup> (6) + 1-2.0mm <sup>2</sup> (6) + 1-2.0mm <sup>2</sup> (6) + 1-2.0mm <sup>2</sup> (6) + 1-2.0mm <sup>2</sup> (6) + 1-2.0mm <sup>2</sup> (6) + 1-2.0mm <sup>2</sup> (6) + 1-2.0mm <sup>2</sup> (6) + 1-2.0mm <sup>2</sup> (6) + 1-2.0mm <sup>2</sup> (6) + 1-2.0mm <sup>2</sup> (6) + 1-2.0mm <sup>2</sup> (6) + 1-2.0mm <sup>2</sup> (6) + 1-2.0mm <sup>2</sup> (6) + 1-2.0mm <sup>2</sup> (6) + 1-2.0mm <sup>2</sup> (6) + 1-2.0mm <sup>2</sup> (6) + 1-2.0mm <sup>2</sup> (6) + 1-2.0mm <sup>2</sup> (6) + 1-2.0mm <sup>2</sup> (6) + 1-2.0mm <sup>2</sup> (6) + 1-2.0mm <sup>2</sup> (6) + 1-2.0mm <sup>2</sup> (6) + 1-2.0mm <sup>2</sup> (6) + 1-2.0mm <sup>2</sup> (6) + 1-2.0mm <sup>2</sup> (6) + 1-2.0mm <sup>2</sup> (6) + 1-2.0mm <sup>2</sup> (6) + 1-2.0mm <sup>2</sup> (6) + 1-2.0mm <sup>2</sup> (6) + 1-2.0mm <sup>2</sup> (6) + 1-2.0mm <sup>2</sup> (6) + 1-2.0mm <sup>2</sup> (6) + 1-2.0mm <sup>2</sup> (6) + 1-2.0mm <sup>2</sup> (6) + 1-2.0mm <sup>2</sup> (6) + 1-2.0mm <sup>2</sup> (6) + 1-2.0mm <sup>2</sup> (6) + 1-2.0mm <sup>2</sup> (6) + 1-2.0mm <sup>2</sup> (6) + 1-2.0mm <sup>2</sup> (6) + 1-2.0mm <sup>2</sup> (6) + 1-2.0mm <sup>2</sup> (6) + 1-2.0mm <sup>2</sup> (6) + 1-2.0mm <sup>2</sup> (6) + 1-2.0mm <sup>2</sup> (6) + 1-2.0mm <sup>2</sup> (6) + 1-2.0mm <sup>2</sup> (6) + 1-2.0mm <sup>2</sup> (6) + 1-2.0mm <sup>2</sup> (6) + 1-2.0mm <sup>2</sup> (6) + 1-2.0mm <sup>2</sup> (6) + 1-2.0mm <sup>2</sup> (6) + 1-2.0mm <sup>2</sup> (6) + 1-2.0mm <sup>2</sup> (6) + 1-2.0mm <sup>2</sup> (6) + 1-2.0mm <sup>2</sup> (6) + 1-2.0mm <sup>2</sup> (6) + 1-2.0mm <sup>2</sup> (6) + 1-2.0mm <sup>2</sup> (6) + 1-2.0mm <sup>2</sup> (6) + 1-2.0mm <sup>2</sup> (6) + 1-2.0mm <sup>2</sup> (6) + 1-2.0mm <sup>2</sup> (6) + 1-2.0mm <sup>2</sup> (6) + 1-2.0mm <sup>2</sup> (6) + 1-2.0mm <sup>2</sup> (6) + 1-2.0mm <sup>2</sup> (6) + 1-2.0mm <sup>2</sup> (6) + 1-2.0mm <sup>2</sup> (6) + 1-2.0mm <sup>2</sup> (6) + 1-2.0mm <sup>2</sup> (6) + 1-2.0mm <sup>2</sup> (6) + 1-2.0mm <sup>2</sup> (6) + 1-2.0mm <sup>2</sup> (6) + 1-2.0mm <sup>2</sup> (6) + 1-2.0mm <sup>2</sup> (6) + 1-2.0mm <sup>2</sup> (6) + 1-2.0mm <sup>2</sup> (6) + 1-2.0mm <sup>2</sup> (6) + 1-2.0mm <sup>2</sup> (6) + 1-2.0mm <sup>2</sup> (6) + 1-2.0mm <sup>2</sup> (6) + 1-2.0mm <sup>2</sup> (6) + 1-2.0mm <sup>2</sup> (6) + 1-2.0mm <sup>2</sup> (6) + 1-2.0mm <sup>2</sup> (6) + 1-2.0mm <sup>2</sup> (6) + 1-2.0mm <sup>2</sup> (6) + 1-2.0mm <sup>2</sup> (6) + 1-2.0mm <sup>2</sup> (6) + 1-2.0mm <sup>2</sup> (6) + 1-2.0mm <sup>2</sup> (6) + |          |


1

LOAD SCHEDULE

E-8

SCALE

NTS

|   |   |  |                     |   |               |                      |           |            |
|---|---|--|---------------------|---|---------------|----------------------|-----------|------------|
|  | OWNER   | ENGINEER                                       |                     | PROJECT TITLE   | SHEET CONTENT | DRAWN BY             | REVISIONS | SHEET NO.  |
|   | NATHANIEL T. SERVANDO, Ph.D.<br>ADMINISTRATOR | ARIEL N. GALLEGO JR.<br>WFSH, MEEM, MEES, ETSD |                     | IMPROVEMENT/REHABILITATION OF BAGUIO RADAR OFFICE BUILDING, OFFICE QUARTERS AND POWER HOUSE | AS SHOWN      | ARIEL N. GALLEGO JR. | DATE:     | E/8        |
|   | LICENSE NO. 0067268                           | DATE ISSUED                                    | LICENSE NO. 0046086 | VALID UNTIL: 08/28/2023   | DATE ISSUED   | CHECKED BY:          |           | ELECTRICAL |
|   | STR. NO.                                      |  | STR. NO.            |   |               | DATE:                |           |            |